



## MIS INTERNATIONAL SCHOOL

Yearly Planner (2023-24)

Grade: III

Subject: EVS

Month	Course Description	Learning Outcomes	Activities	No. of Periods
April	1. My Family and Me (SEA)	Students will understand types of families, people in a family, family tree, things that the family teaches us, new relatives, meeting family members. Students will resemble themselves with their family members.	<b>Individual activity</b> - Collect photographs of your paternal family members and make a family tree in your notebook. <b>Group activity</b> - Collect information about any two customs or traditions followed in your family from many years and discusses it with your peers.	6
April	2. Caring for Others (PT 1)	Students will understand about growing old, taking care of old people. Students will understand about physically challenged people.	<b>Individual activity</b> - Collect pictures and information of any one famous physically challenged person and write about his/her disabilities and achievement stories. <b>Individual activity</b> - Collect information of schools run for Physically Challenged Children and their help given to the children to achieve success like other children.	6

June	3. People Around Us (PT 1)	Students will understand the meaning of occupation, community helpers and social workers. Students will also understand about family at work, working children and ways to help working children.	<p><b>Individual activity</b> - Make a "Thank You" card for the people who help in smooth running of the school and write about the work that they do.</p> <p><b>Individual activity</b> - Make posters on</p> <ul style="list-style-type: none"> <li>a. Street Children</li> <li>b. People who provide services in the neighborhood</li> </ul>	6
June	4. Playing is Fun (PT 1)	Students will understand the importance of playing, outdoor games, indoor games, team games. Students will also understand about games played in the past and game as occupation.	<p><b>Individual activity</b> - Collect information and pictures of any "folk toy" and share it with your class.</p>	6
June/July	PT1 Exams			
	5. Plants around Us (HYE)	Students will be able to know about kinds of plants, plants and climate, new plants. Students will also understand that plants are our friends.	<p><b>Group activity</b> - Making groups of 5 students and displaying on a chart the various parts of plant products and labeling them.</p> <p><b>Individual activity</b> – Draw or paste pictures of five things that we get from plants around the tree.</p>	7

<b>July</b>	6. Leaves in our Lives <b>(IA)</b>	Students will understand the leaf diversity. Students will also know how leaves are useful and shedding of trees.	<b>Individual activity</b> - Making a leaf impression greeting card by tracing a leaf on a paper.  <b>Individual activity</b> - Collect leaves of some plants and discuss the difference between their smells by crushing the leaves on palms.	7
<b>July</b>	7. The World of Animals <b>(HYE)</b>	Students will understand features of insects, harmful insects and useful insects. Students will also know about spiders and worms.	<b>Individual activity</b> – Making pictures of animals using thumb and finger-print in a notebook.	6
<b>July/Aug</b>	8. Tiny Animals <b>(HYE)</b>	Students will understand features of insects, harmful insects and useful insects. Students will also know about spiders and worms.	<b>Group activity</b> – Making insects on sheet of papers and hanging them with decorative flowers and leaves made by colorful papers	7
<b>August</b>	9. Birds We See <b>(HYE)</b>	Students will understand features of birds, feathers of birds, neck movement of birds, birds and their sounds, beaks of the birds and	<b>Individual activity</b> – Collect a fallen feather of a bird and try to write with the end part of it on a paper.	6

		migratory birds.		
<b>August</b>	10. Sources of Food <b>(HYE)</b>	Students will understand the importance of food, food from plants, food from animals and cultural diversity in food.	<b>Individual activity</b> – Collect spices that are used in your house and paste them on a chart and write the names of it in your mother's language as well.	7
<b>September</b>	<b>Revision</b>  <b>1<sup>st</sup> Term Exam</b>	<b>Verbal and written revision for 1<sup>st</sup> Term Exam.</b>		
	Half yearly Exam			
<b>October</b>	11. Cooking and Eating <b>( SEA)</b>	Students will understand reasons for cooking food, methods for cooking food, vessels used for cooking food. Students will also know about types of stoves and fuels and eating in a family	<b>Group activity</b> – Snacks making activity in the class and eating it with friends.	6
<b>October</b>	12. Our Houses <b>( PT 2)</b>	Students will understand the need of houses, living together, types of houses. Students will also know ways to keep	<b>Model making activity</b> – Making a model of unusual houses.	7

		a house clean, decorating a house and about some unusual houses.		
<b>October</b>	13. Animals in Our Homes <b>(PT2)</b>	Students will understand the difference between pet and domestic animals, shelter for animals, food for animals, unwanted animals in our house. Students will also know ways to keep our house free from unwanted animals.	a) Collect pictures of shelters for pet and domestic animals and name them. Paste it in your notebook b. List some food items given to pet and domestic animals	6
<b>November</b>	14. Maps and Directions <b>(PT2)</b>	Students will understand about directions, sketch, plan and map.	<b>Group activity</b> – Draw a plan of your classroom in your notebook using symbols referring the textbook.	
	<b>PT2 Exams</b>			
<b>November</b>	15. We need Water <b>(PT2)</b>	Students will understand the importance of water, ways to get water, ways to save water. Students will also know about water	<b>Conducting a Survey</b> – Doing a survey in neighborhood about water conservation and talking about ways of saving water	7

		pollution and ways to reduce it.		
December	16. Water in Our Lives (AE)	Students will understand natural sources of water, water from water – bodies to our taps, volume and shape of water. Students will also know about storage of water, safe handling of water. Students will understand the water cycle and rainwater harvesting.	<b>Individual Experiment</b> (To be performed at home)– Taking equal water in two identical bowls and placing one bowl in the Sun and other in a room for two hours and then observing level of water and discussing the observation with the peers.	6
December	17. Travelling to Places (AE)	Students will understand the history of transport, why we all need to travel, types of transport and special means of transport.	<b>Individual activity</b> - Collect information on: a. The first railway engine b. Names of any 5 local trains used in different countries.	7
January	18. Means of Communication (AE)	Students will understand the meaning of communication, telephones, postal communication, journey of a letter,	<b>Individual activity</b> – a. Writing an email to your friend. b. Collect stamps of India and other countries and collect them in an album.	7

		mass communication and communicating without speaking.		
January	19. Clothes we Wear (AE)	Students will understand the importance of clothes, weaving, knitting, colouring clothes, making patterns and wearing clothes.	<b>Individual activity</b> – a. Vegetable printing - Making patterns on a piece of paper or cloth using lotus stem or lady finger with colour paints. Finding names of two types of embroidery and also find out about the lives of people whose occupation is to embroider clothes.	7
January	20. The Potter's Wheel (AE)	Students will understand about the potter's wheel, making of a pot and pottery in our lives.	<b>Group activity</b> - Making a pot and coloring or decorating it	6
February	<b>Revision</b>	<b>Verbal and written revision for Final Exam.</b>		
March	<b>Final Exam</b>	<b>Final Exam</b>		



## MIS INTERNATIONAL SCHOOL

Yearly Planner (2023-2024)

Grade: 3

Subject: ICT

Month	Course Description	Learning Outcomes	Activities	No. of Periods
April	1. Computer System <b>(PT 1)</b>	<ul style="list-style-type: none"> <li>To make students understand the basic elements of computer Hardware &amp; Software and System Software and Application Software.</li> </ul>	<ul style="list-style-type: none"> <li>Identify application software and system software from computers.</li> <li>Text book Exercises, Lab Work practical, Worksheet, video.</li> </ul>	6-7
June	2. Windows 10 <b>(PT 1 and SEA-1)</b>	<ul style="list-style-type: none"> <li>To make students learn about User interface and its type.</li> <li>Students learn about the operating system and Windows 10</li> <li>To help students to use Windows Accessories and their uses.</li> </ul>	<ul style="list-style-type: none"> <li>Fill in the blanks to change the desktop background.</li> <li>Lab Activity on changing the screen saver and how to use Snipping tool.</li> <li>Text book Exercises, Lab Work practical, Worksheet, video.</li> </ul>	7-8
July	3. Let's Learn Paint 3D	<ul style="list-style-type: none"> <li>Changing Colour in a Shape</li> <li>Starting Paint 3D</li> <li>Adding Text</li> <li>Paint 3D Window</li> <li>Saving the Drawing</li> <li>Creating 2D Shapes</li> <li>Opening a Saved</li> </ul>	<ul style="list-style-type: none"> <li>Ask the students to draw a bus using shape tool and also add 3D text in the drawing.</li> <li>Text book Exercises, Lab Work practical, Worksheet, video.</li> </ul>	8



		Drawing		
August	4. Using Word 2016 ( <b>SEA-2</b> )	<ul style="list-style-type: none"> <li>• To make students learn about features of MS Word.</li> <li>• Students learn how to work and how to type on MS Word.</li> <li>• To make students learn about how to save and open a MS Word document.</li> </ul>	<ul style="list-style-type: none"> <li>• Type a paragraph in Word and editing it as per the given instructions.</li> <li>• Creating a Word document on any five states of India.</li> <li>• Text book Exercises, Lab Work practical, and Worksheet.</li> </ul>	6-7
September	REVISION Half yearly exam	REVISION Half yearly exam	REVISION Half yearly exam	8
October	5. Editing and Formatting in word 2016 ( <b>PT 2</b> )	<ul style="list-style-type: none"> <li>• To make students understand how to use Font Tool in MS Word.</li> <li>• To make students learn working with Alignment tools for Word text.</li> <li>• To make students learn about how to put Borders and Bullet points?</li> </ul>	<ul style="list-style-type: none"> <li>• Typing a paragraph on favorite hill station and formatting it.</li> <li>• Creating Word documents on the given matter and formatting them.</li> <li>• Text book Exercises, Lab Work practical, and Worksheet.</li> </ul>	5-6
November	6.Introduction To Internet	<ul style="list-style-type: none"> <li>• Students learn what is Internet, Network, Website, Domain Name, WWW and Web Browser?</li> <li>• To help students to understand difference between Internet and Web.</li> <li>• To make students learn about uses of Internet.</li> </ul>	<ul style="list-style-type: none"> <li>• Write down any four websites that you can think of.</li> <li>• Lab Activity – On a computer connected to the internet, enter the web address of your school. Visit the school's website and note down - <ul style="list-style-type: none"> <li>▪ The school's website.</li> <li>▪ The school's website domain name.</li> <li>▪ The email id of the school.</li> </ul> </li> <li>• Text book Exercises, Lab Work practical, and Worksheet.</li> </ul>	6-7

December	7.Stepwise Thinking	<ul style="list-style-type: none"> <li>Reasoning and Problem Solving</li> <li>Stepwise Thinking</li> <li>Loops</li> </ul>	<ul style="list-style-type: none"> <li>Ask the students to write a case study to create a greeting card.</li> </ul>	6-7
January	8. Introduction to Scratch ( <b>SEA-2</b> )  9. AI-Enabled Devices	<ul style="list-style-type: none"> <li>Students learn what is Programming in Scratch.</li> <li>To help students to understand how to move the Sprite and drawing shapes in Scratch.</li> <li>Students learn definition and examples of AI (Artificial Intelligence)</li> <li>To help students to understand advantages &amp; disadvantages of AI.</li> </ul>	<ul style="list-style-type: none"> <li>Draw a circle and save the file on Scratch.</li> <li>Text book Exercises, Lab Work practical, and Worksheet.</li> </ul>	7-8
February	Revision	Revision	Revision	8
March	Annual exam	Annual exam	Annual exam	



**MIS INTERNATIONAL SCHOOL**  
**Yearly Planner (2023-24)**

**Grade: 3**

**Subject - English**

Month	Course Description	Learning Outcomes	Activities	No. of Periods
April	<b>Literature:</b> 1. Every Dog's Story (Poem)  <b>Grammar:</b> 1.Nouns 2.Singular and Plural 3.Male and Female 4.Pronoun <b>(PT 1)</b>	Students will be able to- <ul style="list-style-type: none"> <li>◆ Feel the special bond between pet and humans.</li> <li>◆ Understand why and how to take care of pets?</li> <li>◆ Identify common and Proper nouns.</li> <li>◆ Know, identify and use singular and plural forms of the noun wherever required.</li> <li>◆ Understand that some nouns name Specifically males and females. Some nouns are common and neuter gender. Use these nouns correctly.</li> <li>◆ Use the pronouns and possessive pronouns in sentences.</li> </ul>	1. Discuss different ways to take care of pet animals. 2. Read out different nouns in the classroom and ask students to identify them as common or proper nouns. 3. Write name of common object on the board and students have to frame questions using plural form of that object. 4. Read out the list of nouns and students will identify whether it is feminine, masculine, neuter or common gender by showing actions dedicated to the category. 5. Collecting one object from each student. Randomly picking up the objects and guess to whom the objects belong. Asking questions and answering using possessive pronoun.	<b>21</b>
June	<b>Literature:</b>	Students will be able to-	1. Discuss more animals who are similar, but	<b>21</b>



	<p>9.Past Tense 10.Future Tense</p> <p><b>(Term 1)</b></p>	<p>verbs.</p> <ul style="list-style-type: none"> <li>◆ Identify different types of tenses and use them appropriately.</li> </ul>	<p>say few lines in favor of strike. (SEA activity/AIP)</p> <p>2. Guess the action! Teacher will do some actions and students will identify the action. (verb)</p> <p>3. Making comparative chart of tenses in the notebook.</p> <p>4. Students will identify the tense in sentences given by teacher and changing that to other tense as per teacher's instruction.</p>	
August	<p><b>Literature:</b> 5. The Doll's Festival 6. <b>A Good Boy</b> <b>(Poem Recitation no notebook work, not for written exam. Only for internal evaluation)</b> 7. The Famous Villager 8. Adventure in the woods.</p> <p><b>Writing Skill</b> Letter of invitation Letter of acceptance</p>	<p>Students will be able to-</p> <ul style="list-style-type: none"> <li>◆ Know the fascinating ways in which doll's festival is celebrated both in India and around the world.</li> <li>◆ Importance of being good and how to differentiate between good and bad.</li> <li>◆ Know about the first president of India Dr. Rajendra Prasad.</li> <li>◆ Understand how harmful actions of humans is hurting and destroying the nature.</li> <li>◆ Learn how to make communication easier and more meaningful.</li> </ul>	<p>1. India is diverse country. Discuss different festivals of India and how they are celebrated.</p> <p>2. Teacher will read out some statements. Raise hand for good or sit without raising hands for bad. Poem recitation.</p> <p>3. Discussing about great people who lived simple life.</p> <p>4. Discuss in the class how we can save nature.</p> <p>5. Writing letter of invitation and acceptance.</p>	28

	(Term1)			
September	Revision	Term 1		
October	<p><b>Literature:</b>            9. The Microbe (Poem)            10. Po-wan and the Four Questions.            11. The Rain in Summer (Poem)            14. Autumn (SEA)</p> <p><b>Grammar:</b>            6.Adjective            7.Articles</p> <p><b>Writing Skill:</b>            Story Writing            Ten-Point Lists</p>	<p>Students will be able to-</p> <ul style="list-style-type: none"> <li>◆ Understand what a microbe is and why microbes are so important to scientists.</li> <li>◆ To know and be able to use the names of professionals</li> <li>◆ Understand that selflessness and not being greedy are important.</li> <li>◆ Imagine/visualize the beautiful rainy day and learn how to describe any situation or event effectively.</li> <li>◆ Know about many changes that happen in autumn.</li> <li>◆ How the Halloween celebrated.</li> <li>◆ Identify and use adjectives and adjective of comparison effectively.</li> </ul>	<ol style="list-style-type: none"> <li>1. Show different pictures of microbes and discuss details about them.</li> <li>2. Solving exercises from the page 60 of the textbook.</li> <li>3. Discuss importance of being not being selfish and greedy.</li> <li>4. Prepare to do list page no 72 F3</li> <li>5. Discussing different seasons and their specialties.</li> <li>6. Students will make a Halloween mask and will talk few lines on Halloween festival how it is celebrated and significance. (SEA).</li> <li>7. Student will start describing a particular object and others will try to identify.</li> <li>8. Teacher will write a sentence on the board with errors in articles. Students will identify and use the correct article.</li> <li>9. Story writing.</li> </ol>	28

		<ul style="list-style-type: none"> <li>◆ Understand the correct use of articles and use articles effectively.</li> <li>◆ Discover the fundamentals of writing in English as well as proper sentence structure.</li> </ul>		
November		<b>PT2</b>		
December	<b>Literature:</b> 12.The Fairy at the Spring <b>Grammar:</b> 12.Punctuation 13.Sentences  <b>(Annual)</b>	Students will be able to- <ul style="list-style-type: none"> <li>◆ Learn a valuable life lesson of being humble.</li> <li>◆ Understand that punctuation marks give meaning to sentences. And how to use them appropriately.</li> <li>◆ Know different kinds of sentences and use them correctly.</li> </ul>	1. Discuss different stories of the fairies and their magical powers. 2. Teacher will write sentence on board students will mark correct punctuations to make it meaningful. 3 Situation will be given and students will make different kinds of sentences about it.	7
January	<b>Literature:</b> 13. The Elephant 15. <b>The Keys to Heaven (Role play. Not to include in the exam for internal assessment.)</b> 16.Nonsense poem <b>Grammar:</b> 11.Adverb 14.Preposition 15.Conjunctions	Students will be able to- <ul style="list-style-type: none"> <li>◆ Know more about elephants, their life in the wild and how they are used by humans.</li> <li>◆ Understand and use gerunds.</li> <li>◆ Understand that hard work is the key to</li> </ul>	1. Discuss in the class how we can protect wild life and wild animals from poaching and hunting. 2. Solving exercises from the textbook. 3. Students will role play the characters in the chapter. 4. Showing Tenali Raman Story 5. Talk about the things or stories that make us laugh.	28

	<p>16.Synonym and Antonym</p> <p><b>Writing Skill</b></p> <p>Diary Entry</p> <p><b>(Annual)</b></p>	<p>success.</p> <ul style="list-style-type: none"> <li>◆ Understand that, the humor makes life enjoyable.</li> <li>◆ Identify and use adverbs.</li> <li>◆ Make correct sentences using correct preposition.</li> <li>◆ Understand how and when to use conjunctions.</li> <li>◆ Increase the vocabulary.</li> <li>◆ Improve thinking processes, and can become more creative in thinking.</li> </ul>	<p>6. Showing nonsense poem on video</p> <p>7. Identify adverbs in the given sentences.</p> <p>8. To explain the preposition with the help of an object.</p> <p>9. Students will make a story by telling one sentence each and then joining it by conjunctions.</p> <p>10. Teacher will say a word student's will say either a synonym or antonym of that as per teacher's instruction.</p> <p>11. Diary Writing.</p>	
February		<b>Revision</b>		
March		<b>Annual Exam</b>		



Note:

Ch- 2 and 14 -SEA

Ch 6 – Poem recitation

Ch-15 -Role play

PT1- Picture Composition

HY- Informal Letter of Invitation / Letter of acceptance and recipe writing

PT2- Story Writing

ANNUAL- Diary Writing, Making a list

PT1- 1,3,4

HY- 5,7,8 (2 SEA, 6 POEM RECITATION)

PT2-9,10,11 (14 SEA)

ANNUAL-12,13,16

(15

ROLE

PLAY)



**MIS INTERNATIONAL SCHOOL**  
**Yearly Planner (2023-24)**

Grade: 3

Subject -Mathematics

Month	Course Description	Learning Outcomes	Activities	No. of Periods
April	1. Numbers beyond 999	<p>Students will be able to-</p> <ul style="list-style-type: none"><li>• Read and write 4-digit numbers with their number names.</li><li>• Identify the face value and place value of a digit in 4-digit numbers.</li><li>• Compare 4-digit numbers and write them in ascending and descending orders.</li><li>• Learn about consecutive numbers, predecessor and successor of a number.</li><li>• Skip counting in 100s and 1000s.</li><li>• Write expanded and short form of 4-digit numbers.</li><li>• Round off numbers to the nearest 10, 100 and 1000.</li><li>• Differentiate between even and odd numbers.</li><li>• Know symbols of Roman Numerals.</li><li>• Read Roman Numerals.</li><li>• Know Roman numerals up to 39</li></ul>	<p><u>Group Activity</u></p> <p>1. Students will be divided into 4 groups. 10 slips of paper will be made. Teacher will write 0-9 numbers on them. One digit on one slip. Students will form greatest 4-digit number and smallest 4-digit number.</p> <p><u>Individual Activity</u></p> <p>1. Colour the numbers- smallest, greatest, successor, and predecessor.</p> <p>2. Place value brick towers.</p> <p><u>Group Activity</u></p>	20

			<p>1. Birthday Calendar-Students will make their birthday month calendar, representing the dates in Roman numbers.</p> <p><u>Individual Activity</u>- Represent the Roman numerals with the help of ice-cream sticks.</p>	
June	11. Data Handling	<p>Students will be able to-</p> <ul style="list-style-type: none"> <li>• Read the pictograph and answer the questions based on it.</li> <li>• Represent the data on a pictograph.</li> </ul> <p>Understand tally marks and count the given data through tally marks.</p>	<p><u>Group Activity</u></p> <p>1. Birthday party menu-Students will be divided into groups of 5-6 and they will have a menu card. They have to take a count of how many of each food type they need to place an order of. This they will represent both in numbers and tally marks.</p> <p><u>Individual Activity</u></p> <p>1.To collect data and represent it using pictograph and tally marks. Find 20 vehicle numbers and encircle the last digit of each.</p>	9
July	PT1 EXAM			
	2. Addition	<p>Students will be able to-</p> <ul style="list-style-type: none"> <li>• Add two 4-digit numbers with and without carry over.</li> <li>• Add three 4-digit numbers.</li> <li>• Know addition facts.</li> <li>• Add using expanded form.</li> <li>• Solve Word Problems.</li> <li>• Frame Word Problems.</li> </ul>	<p><u>Group Activity</u></p> <p>Students will be divided into group of 5-6.Each group will choose 4 playing cards. Then they need to form a 4 –digit smallest and greatest number using the numbers and do its addition.</p> <p><u>Individual Activity</u></p> <p>Solve the crossword puzzle based on addition.</p>	15
August	3. Subtraction	<p>Students will be able to-</p> <ul style="list-style-type: none"> <li>• Subtract two 4-digit numbers</li> </ul>	<p><u>Group Activity</u></p> <p>Students will be divided into group of 5-</p>	15

August	4. Multiplication	<p>with and without borrowing.</p> <ul style="list-style-type: none"> <li>• Know subtraction facts.</li> <li>• Check subtraction, find the missing digits and estimate differences.</li> <li>• Solve word problems.</li> <li>• Frame word problems.</li> </ul> <p>Students will be able to-</p> <ul style="list-style-type: none"> <li>• Know and learn multiplication tables 11-15.</li> <li>• Understand the multiplication terms.</li> <li>• Know multiplication facts.</li> <li>• Multiply 3-digit numbers by 1 digit (without and with carrying over).</li> <li>• Multiply 2-digit numbers (without and with carrying over).</li> <li>• Do multiplication by 11 using a short cut method.</li> <li>• Do multiplication of a 2-digit number by a 1-digit number using a short cut method.</li> <li>• Estimate products by rounding off the</li> <li>• Multiplicand and the multiplier.</li> <li>• Solve word problems.</li> <li>• Frame word problems.</li> </ul>	<p>6. Each group will choose 4 playing cards. Then they need to form a 4 –digit smallest and greatest number using the numbers and do its subtraction.</p> <p><u>Individual Activity</u> Solve the crossword puzzle based on subtraction.</p> <p><u>Group Activity</u> Make a puzzle of multiplication fact and its answer.</p> <p><u>Individual Activity</u> 1. Make a tree model of the factors given number. 3. Dodging tables.</p>	20
September	10. Shapes, Patterns and Symmetry	<p>Students will be able to-</p> <ul style="list-style-type: none"> <li>• Know corners, sides of various shapes.</li> <li>• Draw different shapes on a</li> </ul>	<p><u>Group Activity</u> 1. Students will make different shapes from the Tangrams.</p> <p><u>Individual Activity</u></p>	12

		dot grid. <ul style="list-style-type: none"> <li>• Know corners, edges, faces of solid figures.</li> <li>• Understand different patterns, symmetry and tiling</li> </ul>	1. Students will be divided into groups 5-6 and they will make a 3-D shape using play dough and toothpicks and also count the corners, edges and faces of those shapes.	
	Revision + Term I Exams			
October	5. Division	Students will be able to – <ul style="list-style-type: none"> <li>• Know how to share the given number equally.</li> <li>• Divide by doing repeated subtraction.</li> <li>• Know properties of division.</li> <li>• Know multiplication and division facts.</li> <li>• Understand concept of remainder.</li> <li>• Perform the operation of division of 2-digit numbers and 3-digit numbers by 1-digit.</li> <li>• Solve word problems. Frame word problems.</li> </ul>	<u>Group Activity</u> 1.The class will be divided into groups . Each group will be given ice- cream sticks which they need to divide amongst them so that each one gets an equal share.  <u>Individual Activity</u> 1.Make a chart of division facts.	18
November	6. Fraction	Students will be able to- <ul style="list-style-type: none"> <li>• Know Numerator and Denominator</li> <li>• Learn terms related to fractions</li> <li>• Know common fractions.</li> <li>• Find fraction of a collection</li> <li>• Solve word problems.</li> </ul>	<u>Group Activity</u> 1.Scavenger hunt- Teacher will provide two bowls , one bowl will be tickets showing the numerical fraction and second bowl will be its drawing (fraction).students will be divided into 2 groups.Each group member picks up a tickets from the respective bowl and hunt for its opposite type ticket to match. <u>Individual Activity</u> 1. Circle the correct fractions. 2. Colour the figures to show the given fractions.	12
December	PT2 exams			

	7. Measurement	<p>Students will be able to-</p> <ul style="list-style-type: none"> <li>• Measure length in centimetres, metres and kilometres</li> <li>• Convert units of length- m into cm, cm into m, m into km, km into m.</li> <li>• Convert units of weight- gm into kg, kg into gm.</li> <li>• Convert units of capacity- l into ml, and ml into l.</li> <li>• Perform the operations of addition and subtraction based on measurement</li> <li>• Solve word problems.</li> </ul>	<p><u>Group Activity</u></p> <p>1. Out of the given 3-4 routes from home to school find the shortest route. Then choose the water tank with the maximum capacity, and then choose the box of biscuits with maximum weight.</p> <p><u>Individual Activity</u></p> <p>1. Teacher will provide a recipe in some unit of measurement. Students will write the same recipe in other unit of measurement.</p>	15
January	8. Time	<p>Students will be able to-</p> <ul style="list-style-type: none"> <li>• Know the concept of seconds.</li> <li>• Understand how to find duration of time.</li> <li>• Calculate time.</li> <li>• Estimate time.</li> <li>• Read calendar.</li> </ul> <p>Understand Leap Year.</p>	<p><u>Group Activity</u></p> <p>1. Make a clock using cardboard and ice cream sticks. 2. Make calendar</p> <p><u>Individual Activity</u></p> <p>1. Fill in the blanks using calendar.</p>	10
	10. Money	<p>Students will be able to-</p> <ul style="list-style-type: none"> <li>• Know how to convert rupees into paise and vice versa.</li> <li>• Count money.</li> <li>• Perform the operation of conversion of money.</li> <li>• Perform the operation of addition, subtraction, multiplication and division based on money.</li> <li>• Solve word problems. Calculate the bill amount.</li> </ul>	<p><u>Group Activity</u></p> <p>1. Market game.</p> <p><u>Individual Activity</u></p> <p>1. Students will prepare a bill for their expenses in a grocery store.</p>	15

February	Revision For Annual Exam		
March	Annual Exams		



**MIS INTERNATIONAL SCHOOL**  
**Yearly Planner (2023-24)**

**Grade: 3rd**

**Subject - Hindi**

Month	Course Description	Learning Outcomes	Activities	No. of Periods
April	<p><u>परिवेश</u></p> <p>L-1 सवेरा</p> <p><u>व्याकरण</u></p> <p>L-1 भाषा</p> <p>L-2 वर्ण और वर्णमाला</p> <p>L-17 अपठित गद्यांश</p>	<ul style="list-style-type: none"> <li>मौखिक तथा लेखन कौशल का विकास करना।</li> <li>हिंदी भाषा की लिपि जानेंगे।</li> <li>स्वर और व्यंजन के सभी अक्षर जान पाएँगे।</li> <li>स्वरों और व्यंजन का सही उच्चारण जानेंगे।</li> <li>चित्र देखकर कविता की पंक्तियाँ लिखना।</li> <li>अनुस्वार या अनुनासिक लगाना</li> </ul>	<ul style="list-style-type: none"> <li>छात्र स्वर, मात्राएँ और व्यंजन लिखेंगे।</li> <li>उचित उच्चारण के साथ कविता का गायन करेंगे।</li> <li>मानक तथा अमानक शब्दों में अंतर समझेंगे।</li> <li>संकेतों के माध्यम से शब्द सीढ़ी पूरी करना।-</li> <li>सुबह उठकर करने वाले काम बताना।</li> </ul>	17
June	<p><u>परिवेश</u></p> <p>L-2 मेहनती चींटी</p> <p>L-3 सच्चाई</p> <p><u>व्याकरण</u></p> <p>L-4 संज्ञा</p>	<ul style="list-style-type: none"> <li>मौखिक तथा लेखन कौशल का विकास करना चित्रों के बारे में बातचीत करेंगे।</li> <li>नाम शब्दों का परिचय करवाना।</li> <li>मौसम के अनुसार फलसब्जियों के चित्र - बनाना, वाक्य लिखना।</li> <li>स्वतंत्रता सेनानियों को पहचानकर नाम लिखना।</li> <li>दूसरों का मज़ाक और आलस्य न उड़ाना, कर्म की प्रधानता को सीखाना।</li> </ul>	<ul style="list-style-type: none"> <li>प्रश्नोत्तर, किसने कहे, (बहुविकल्पीय) घटनाओं को सही क्रम देना, (बहुविकल्पीय), संज्ञा की पहचान।</li> <li>ऋ की मात्रा लगाना (बहुविकल्पीय), लिंग की पहचान।</li> <li>चित्रों को देखकर स्वतंत्रता सेनानियों को पहचानकर नाम लिखना।</li> </ul>	18



	L-5 लिंग			
July	<p><b><u>परिवेश</u></b></p> <p>L-4 हमसे सब कहते(SEA-1)</p> <p>L-5 जंगल में फेसबुक</p> <p><b><u>व्याकरण</u></b></p> <p>L-6 विलोम</p> <p>L-7 सवर्नाम</p>	<ul style="list-style-type: none"> <li>मौखिक तथा लेखन कौशल का विकास करना ।</li> <li>चित्र देखकर वाक्य लिखना, अल्पना में रंग भरना।</li> <li>बच्चों को स्त्रीलिंग- पुलिंग और विलोम शब्द का ज्ञान होगा।</li> <li>चित्र देखकर वाक्य लिखना, संदेश भेजने का माध्यम जानना।</li> <li>मानव एवं प्रकृति का स्वभाव मनोभाव समझना, उत्तरदायित्व, चिंता, आशा, समस्या-समाधान, वैज्ञानिक दृष्टिकोण का ज्ञान होगा।</li> <li>सर्वनाम शब्द की पहचान, 'अपने लिए', 'सामने वाले के लिए' 'अपने से बड़ों के लिए' की तालिका।</li> </ul>	<ul style="list-style-type: none"> <li>प्रश्नोत्तर सही और गलत वाक्य पहचानना, शब्दों को शब्दकोश के क्रम से लिखना, चित्र देखकर खाली स्थान भरना, विलोम शब्द उपसर्ग।</li> <li>प्रश्नोत्तर सही और गलत वाक्य पहचानना, शब्दों के शब्दकोश के क्रम से लिखना, चित्र देखकर खाली स्थान भरना, विलोम शब्द लिखना।</li> <li>कविता को लिखने का उद्देश्य जानना।</li> </ul>	21
August	<p><b><u>परिवेश</u></b></p> <p>L-6 परीलोक की सैर</p> <p>L-7 पेड़ और पौधे</p> <p><b><u>व्याकरण</u></b></p> <p>L-8 विशेषण</p>	<ul style="list-style-type: none"> <li>मौखिक तथा लेखन कौशल का विकास करना ।</li> <li>सही और गलत कामों की पहचान करना, शब्दों की सहायता से चित्र- वर्णन करना।</li> <li>स्मरण शक्ति बढ़ाना ।</li> <li>कल्पनाशीलता एवं रचनात्मकता बढ़ाना।</li> <li>बहुविकल्पीय, दी गई पंक्ति लिखना, विलोम शब्द, वाक्य</li> </ul>	<ul style="list-style-type: none"> <li>बीज बोने की प्रक्रिया को चित्र द्वारा प्रदर्शित करना, पेड़ बचाने के लिए दो नारे बनाना।</li> <li>पर्यावरण संरक्षण, प्रदूषण के प्रति सजगता, वृक्षों का महत्व, प्रकृति –प्रेम सौंदर्य –बोध ।</li> <li>लय के साथ कविता पाठ करेंगे शुद्ध उच्चारण करेंगे।</li> <li>कक्षा में बच्चें स्त्रीलिंग-पुलिंग का ज्ञान होगा।</li> </ul>	22

	L-6 वचन	<ul style="list-style-type: none"> <li>प्रयोग, झूठ न बोलने की प्रेरणा देना, स्मरणशक्ति बढ़ाना।</li> <li>लय के साथ कविता पाठ करेंगे</li> </ul>		
September	<p><b>परिवेश</b></p> <p>L-8 मैं कूड़ेदान हूँ</p> <p>L-9 फलों का दरबार(SEA-2)</p> <p><b>व्याकरण</b></p> <p>L-9 क्रिया</p> <p>L-10 विराम चिह्न</p>	<ul style="list-style-type: none"> <li>मौखिक तथा लेखन कौशल का विकास करना।</li> <li>इंटरनेट या शिक्षक द्वारा वर्मीकल्चर के बारे में जानकारी चर्चा करना, रेखा खींचकर मिलान करना, संवाद लिखना और कक्षा में अभिनय करना।</li> <li>सफ़ाई के प्रति जागरूकता उत्पन्न करना, सामान्य ज्ञान बढ़ाना, कर्तव्यबोध करना।</li> <li>फलों की जानकारी देना, स्वास्थ्य संबंधित ज्ञान बढ़ाना।</li> <li>नामवालेकामवाले शब्द-, वाक्य निर्माण सीखेंगे।</li> </ul>	<ul style="list-style-type: none"> <li>नामवालेकामवाले शब्द-, वाक्य निर्माण सीखेंगे।</li> <li>गुठली और बिना वाले गुठली वाले फलों के नाम लिखकर चित्र बनाना, मुखौटे पहनकर कक्षा में एकांकी को अभिनीत करना, वर्ग पहेली कराना।</li> <li>प्रश्नोत्तर, बहुविकल्पीय, दी गई पंक्ति लिखना, सही या गलत वाक्य चुनना, विराम चिह्न लगाना, स्मरणशक्ति बढ़ाना।</li> <li>विराम चिह्न की महत्वपूर्ण को बच्चों को बताना। शुद्ध उच्चारण करेंगे।</li> </ul>	18
October	<p><b>परिवेश</b></p> <p>L-10 हम करके कुछ दिखलाएँगे</p> <p><b>व्याकरण</b></p> <p>पर्यायवाची शब्द</p> <p>अनेक शब्दों के लिए एक शब्द</p>	<ul style="list-style-type: none"> <li>मौखिक तथा लेखन कौशल का विकास करना।</li> <li>सही उत्तर, रिक्त स्थान, संयुक्ताक्षर से शब्द बनाना, शब्दों को अर्थ से मिलाना, देश-प्रेम, साहस, दृढ़-निश्चय, आत्मविश्वास, इच्छाशक्ति का विकास होगा।</li> <li>समस्या और समाधान जानना।</li> <li>देश प्रेम की भावना बढ़ाना।- शुद्ध उच्चारण के साथ पठन।</li> </ul>	<ul style="list-style-type: none"> <li>अपनी अच्छी आदतें लिखना, कोलाज बनाना, भारत की नदियों के नाम लिखना, देश-प्रेम पर कविता गायन/ लिखना और वर्ग-पहेली सुलझाएंगे।</li> <li>शुद्ध उच्चारण के साथ पठन।</li> <li>प्रश्नोत्तर, सही उत्तर, रिक्त स्थान, संयुक्ताक्षर से शब्द बनाना</li> </ul>	21

November	<p><b>परिवेश</b> L-11 ऊटी की सैर</p> <p>L-12 बादल कैसे बनते हैं</p> <p><b>व्याकरण</b> L-12 अशुद्धि-शोधन, र का रेफ L-14 महीने, ऋतुएँ तथा गिनती</p>	<ul style="list-style-type: none"> <li>मौखिक तथा लेखन कौशल का विकास करना</li> <li>शुद्ध उच्चारण के साथ पठन।</li> <li>प्रकृति से प्रेम करेंगे, यात्रा का आनंद लेगे।</li> <li>वैज्ञानिक दृष्टिकोण का विकास होगा, तार्किक विश्लेषण का विकास होगा।</li> <li>प्रश्नोत्तर, रिक्त स्थान र का रेफ रूप, शब्दों के जोड़े बनाना, योजक शब्द, विशेषण शब्द, वचन, अंकों को शब्दों में लिखना।</li> </ul>	<ul style="list-style-type: none"> <li>बधाई संदेश लिखना, वर्ग पहेली में से दक्षिण भारत के सात पर्यटन स्थल ढूँढकर लिखना, परियोजना कार्य लिफ़ाफ़ा बनाना सीखना। कविता लिखना, जल चक्र का प्रयोग वैज्ञानिक दृष्टिकोण तार्किक देखना, वर्षा चक्र देखकर वाक्य लिखना विश्लेषण, जिज्ञासा प्रकृति प्रेम उत्साह।</li> <li>निर्देशानुसार उत्तर देना, शुद्ध शब्द करेंगे।</li> </ul>	16
December	<p><b>परिवेश</b> L-13 बाँसुरीवाला</p> <p>L-14 मीठे बोल</p> <p><b>व्याकरण</b> L-13 मुहावरे</p>	<ul style="list-style-type: none"> <li>प्रश्नोत्तर कविता की पंक्तियों को उचित क्रम देना, अनेकार्थी शब्द, दुद्वित्व व्यंजन समान तुकवाले शब्द, वाक्य बनाना।</li> <li>दूसरों की मदद करना, जीव मात्र के प्रति दया की भावना।</li> <li>क्रिया ज्ञान, विलोम शब्द।</li> <li>कविता की पंक्तियों को उचित क्रम देना जानेगें।</li> </ul>	<ul style="list-style-type: none"> <li>उचित उच्चारण के साथ कविता का गायन करेंगे।</li> <li>स्वाद, रंग और रूप जानना, प्रसन्नता। जीवन में निराश न होना, किस् का दिल न दुखाना, सूझ-बूझ चतुराई और हास्य का महत्व जीवन-मूल्य और राष्ट्रीय केंद्रिक बिंदु समझेंगे।</li> <li>प्रश्नोत्तर, काव्य पंक्तियों को बोलचाल के रूप में लिखना, समान अर्थवाले शब्द वाद्ययंत्रों की पहचान करना, महान संगीतज्ञों के चित्रों को उनके द्वारा बजाए जाने वाले यंत्रों से मिलाना, नाटक को कहानी के रूप में लिखना, अभिनय करना।</li> </ul>	17
January	<p><b>परिवेश</b> L-15 परोपकारी शतपत्र</p> <p><b>व्याकरण</b></p>	<ul style="list-style-type: none"> <li>प्रश्नोत्तर सही उत्तर चुनना (बहुविकल्पीय), सही या गलत वाक्य चुनना, विराम चिह्न लगाना, अनेक शब्दों के लिए एक शब्द, वाक्य पूरे करना, वचन ज्ञान समश्रुति भिन्नार्थक।</li> </ul>	<ul style="list-style-type: none"> <li>चित्र देखकर कहानी लिखना, अपने मित्र के बारे में कक्षा में बताना, चिड़ियों के बारे में इंटरनेट से जानकारी प्राप्त करना।</li> </ul>	21

	L-15 पत्र-लेखन L-16 अनुच्छेद-लेखन	<ul style="list-style-type: none"> <li>• दूसरों की मदद करना</li> <li>• संवेदनशीलता, करुणा, दया, आत्मीयता जैसे मूल्यों का विकास</li> </ul>		
February	<u>व्याकरण</u> L-18 रचनात्मक गतिविधियाँ	<ul style="list-style-type: none"> <li>• किसने कहा, हैं/है का प्रयोग को ठीक करना ,अपठित गद्यांश को पढ़ें।</li> </ul>	<ul style="list-style-type: none"> <li>• रचनात्मक गतिविधियाँ को पढ़ कर प्रश्नोत्तर करेंगे।</li> </ul>	20
March	Annual Exam			



**MIS INTERNATIONAL SCHOOL**  
**Yearly Planner (2023-24)**

**Grade: 3**

**Subject – Marathi**

Month	Course Description	Learning Outcomes	Activities	No. of Periods
April	मुळाक्षरे-बाराखडी-उजळणी	अक्षरे ओळखता येणे, शब्द लिहिता येणे.	अक्षरावरून शब्द तयार करतात.	9
	१. बचतीचा फायदा	बचतीचा योग्य वापर कसा करावा आणि वायफळ खर्च न करता बचत करावी.	विद्यार्थ्यांना विरुद्धार्थी शब्द सांगितले आणि रिकाम्या जागा भरून घेतल्या.	
	अंक १ ते २०	विद्यार्थी १ ते २० अंक लिहितात.	विद्यार्थींना सुचणे प्रमाणे अंक सांगितले व त्याप्रमाणे अंक अक्षरात लिहिण्यास सांगितले.	
June	२. पऱ्यांच्या राज्याची सहल समान अर्थाचे शब्द	पऱ्यांचे स्वप्नवत राज्य कसे असते हे समजावणे, नवीन शब्द समजतात.	परीचे चित्र काढा व रंगवा	10
	३. बघ आई आकाशात (कविता )	निसर्गाचे वर्णन करून निसर्गावर प्रेम करावे ही भावना विद्यार्थ्यांच्या मनात रुजवली .	सूर्य उगवला नाही तर .....यावर १० ओळी लिहा .	

July	४. गोंड्याची टोपी	कोणतीही गोष्ट विचार न करता करू नये.	ऋतू प्रमाणे कोणते कपडे घातले जातात याची चर्चा केली.	12
	इंग्रजी , मराठी महिन्यांची नावे	अक्षरे ओळखता येणे, शब्द लिहिता येणे. विद्यार्थीना सूचना चे पालन करण्याची सवय लागते .	सुचणे प्रमाणे अक्षरे ओळखणे व लिहिणे	
	५. कोणाला काय हवे ?	प्राणी व पक्षी यांची ओळख,त्यांची आवड निर्माण होणे.	वर्गामध्ये विद्यार्थ्यांनी चार्ट बनवून प्राणी व पक्षी यांची चित्रे चिटकवा त्यांचे नाव आणि आवाज लिहा.(SEA-1)	
August	६. तीन मित्र,  आठवड्याचे वार	लोभ करणे ,खोटे बोलणे नेहमीच वाईट असते हा बोध या कथेतून मिळतो.  आठवड्यातील वारांची नावे वहीत लिहतात.	तुमच्या आवडत्या मित्राविषयी चार वाक्ये लिहा आणि चित्र चिकटवा .  आठवड्यातील सात वारांची नावे सांगतात.	
	७. सांगितलेले नेहमी ऐकावे	कोणत्याही गोष्टीचा अतिरेक करू नये .	गोष्ट सांगितली, दिलेल्या सुक्या मेव्याची नावे लिहिणे.	
September		Revision-Exam		
October	८. थेंब (कविता)	पावसाचे महत्व समजणे, दुसऱ्यांना मदत करणे.	कविता ताला सुरात म्हणता येणे,इंद्रधनुष्या विषयी माहिती सांगतात.	8

	९. ओळखा बर मी कोण?	व्यक्ती व त्यांचा व्यवसाय ओळखता येणे.	समाजातील सामुदायीक मदतनिसांची मदत होणे.व्यक्ती व त्यांचा व्यवसाय यांच्या जोड्या लावा.	
November	१०. कासव आणि नंदा	अडचणीत असणाऱ्यांना मदत करावी आणि प्राणीमात्रावर द्या करावी ही शिकवण देणे .	पुस्तकातील चित्रे पाहून त्याचे वर्णन करा.पशु-पक्षी त्यांच्यावर प्रेम केले तर तेही कृतज्ञता व्यक्त करतात.	12
		अंक २० ते ३० विद्यार्थी २० ते ३० अंक मोजतात.	विद्यार्थीना सुचणे प्रमाणे अंक सांगितले व त्याप्रमाणे वस्तू मोजण्यास सांगितल्या. आणि वर्गामध्ये विद्यार्थी चार्ट मधील फळे मोजतात.	
		इंद्रधनुष्यामध्ये असणाऱ्या रंगांची नावे समजतात व लिहितात.	चार्ट पेपर वर इंद्रधनुष्य काढून त्यात रंग भरणे व मराठीत रंगांची नावे लिहिणे.(SEA-2)	
December	११. सूर्याची प्रार्थना	संकटात प्रार्थना महत्वाची असते.	पावसाळा या विषयावर ५ वाक्य लिहीतात.	
	१२. मुन्नुचे स्वातंत्र्य	खऱ्या स्वातंत्र्याची ओळख.	विद्यार्थी स्वतःच्या आईचे नाव सांगतात व आईबद्दल ५ वाक्य बोलतात व लिहितात.	
	विरुद्ध अर्थाचे शब्द	शब्दाचे अर्थ समजणे.	जोड्या लावा.शब्दाचे विरुद्ध अर्थ सांगतात.	

January	१३.निसर्गरम्य माथेरान	निसर्गरम्य ठिकाणांची लयलूट सोबतच थंड हवेच्या शहराची माहिती देणे.	थंड हवेच्या पाच शहरांची नावे लिहा .	9
	१३. चतुर कोंबडी	विचार करून कार्य करावे	मुखवट्यात रंग भरा.प्रत्येक शब्दाच्या शेवटच्या अक्षराने नवीन शब्द बनवा.	
February		Revision		
March		Annual Exam		





## MIS INTERNATIONAL SCHOOL

Yearly Planner (2023-24)

Grade: 4

Subject: ICT

Month	Course Description	Learning Outcomes	Activities	No. of Periods
April	L1. Data storage and Memory (PT 1)	<b>L1. Data storage and Memory</b>  The students will understand <ul style="list-style-type: none"> <li>• Memory</li> <li>• Measuring the computer's memory</li> </ul>	<b><u>Class Room Activity</u></b> <ul style="list-style-type: none"> <li>• Worksheet</li> <li>• Quiz</li> <li>• Video</li> <li>• Text book Exercises</li> </ul> <b><u>Lab Activity</u></b> <ul style="list-style-type: none"> <li>• The students to research and collect information about some secondary storage devices like floppy disks, which have now become obsolete.</li> </ul>	6-7

June	<b>L2. Managing Files and Folders in Windows 10</b>  <b>(PT 1)</b>	<b>L2. Managing Files and Folders in Windows 10</b> The students will understand <ul style="list-style-type: none"> <li>• Windows 10 Desktop</li> <li>• Files and Folders</li> </ul>	<b><u>Class Room Activity</u></b> <ul style="list-style-type: none"> <li>• Worksheet</li> <li>• Video</li> <li>• Quiz</li> <li>• Discussion</li> </ul> <b><u>Lab Activity</u></b> <ul style="list-style-type: none"> <li>• To prepare a note on any one Gadget provided by Windows 10 on an A4 sheet of paper.</li> </ul>	4-5
July	PT1 exams			
	<b>L3. More on MS Word 2016</b> <b>( PT1 / HYE)</b>	<b>L3. More on MS Word 2016</b> The students will understand <ul style="list-style-type: none"> <li>• Shape, Pictures</li> <li>• WordArt, Table</li> <li>• Deleting Row or Column</li> <li>• Deleting a Table</li> <li>• Entering Data in a Table</li> <li>• Merging Cells</li> </ul>	<b><u>Class Room Activity</u></b> <ul style="list-style-type: none"> <li>• Worksheet</li> <li>• Quiz</li> <li>• Discussion</li> </ul> <b><u>Lab Activity</u></b> <ul style="list-style-type: none"> <li>• Type a paragraph about tree plantation use copy option and insert pictures to make it attractive.</li> </ul>	8

		<ul style="list-style-type: none"> <li>• Selecting Row or Column, Splitting a Cell</li> <li>• Inserting Row or Column, Formatting a Table</li> </ul>		
August	<b>L4. Microsoft PowerPoint 2016 ( PT1 / HYE)</b>	<p><b>L4. Microsoft Powerpoint2016</b></p> <p>The students will understand</p> <ul style="list-style-type: none"> <li>• Starting PowerPoint 2016, Components of the PowerPoint Window</li> <li>• Slide Layout, Viewing a Presentation</li> <li>• Inserting WordArt, Deleting a Slide</li> <li>• Inserting a Picture from a File</li> </ul>	<p><b><u>Class Room Activity</u></b></p> <ul style="list-style-type: none"> <li>• Worksheet</li> <li>• Quiz</li> <li>• Discussion</li> </ul> <p><b><u>Lab Activity:</u></b> To create a presentation on 'The Cartoon Character I Like the Most'.</p>	6-7
September	Revision + Term I Exams			
October	<b>L5. More About the Internet (PT 2)</b>	<p><b>L5. More About the Internet</b></p> <p>The students will understand</p> <ul style="list-style-type: none"> <li>• What is Internet?</li> <li>• Commonly Used Internet Terms</li> <li>• History of Internet</li> <li>• Microsoft Edge</li> </ul>	<p><b><u>Class Room Activity</u></b></p> <ul style="list-style-type: none"> <li>• Worksheet</li> <li>• Video</li> <li>• Quiz</li> <li>• Discussion</li> </ul> <p><b>Lab Activity :</b></p> <ul style="list-style-type: none"> <li>• To paste a picture of Microsoft Edge in their computer notebook / practical file and label its components and tools discussed in the chapter.</li> </ul>	5
November				

	<b>L6. Visual Processing (PT 2)</b>	<b>L6. Visual Processing</b> <ul style="list-style-type: none"> <li>Students will learn about</li> <li>Picture Puzzle</li> <li>Directions and Maps</li> <li>Inserting a Picture from a File</li> </ul>	<b><u>Class Room Activity</u></b> <ul style="list-style-type: none"> <li>Worksheet</li> <li>Video</li> <li>Quiz</li> <li>Discussion</li> </ul> <b>Lab Activity :</b> To find out more types of picture puzzles	6-7
December	PT2 exams			
	<b>L7. More Blocks in Scratch (FYE)</b>	<b>L7. More Blocks in Scratch</b> <ul style="list-style-type: none"> <li>Scratch Components</li> <li>Setting the Sprite Position</li> <li>Block Categories</li> <li>Programs in Scratch</li> </ul>	<b><u>Class Room Activity</u></b> <ul style="list-style-type: none"> <li>Worksheet</li> <li>Discussion</li> </ul> <b>Lab Activity:</b> <ul style="list-style-type: none"> <li>Try writing your name on the scratch program</li> </ul>	6
January	<b>L8. Creating Shapes in Scratch (FYE)</b>	<b>L8. Creating Shapes in Scratch</b> The students will understand <ul style="list-style-type: none"> <li>Pen Block, Drawing a Square in Scratch</li> <li>Drawing a Line in Scratch, Drawing a Rectangle in Scratch</li> <li>Drawing Polygons in Scratch, Drawing a Circle in Scratch</li> </ul>	<b><u>Class Room Activity</u></b> <ul style="list-style-type: none"> <li>Worksheet</li> <li>Quiz</li> <li>Discussion</li> </ul> <b>Lab Activity:</b> To draw a triangle and circle together in a program	8
	<b>L9..Evolution of AI (FYE)</b>	<b>L9. Evolution of AI</b> The students will understand <ul style="list-style-type: none"> <li>1950-1960, 1961-1970</li> <li>1971-2000, 2000-2010</li> </ul>	<b><u>Class Room Activity</u></b> <ul style="list-style-type: none"> <li>Worksheet</li> <li>Video</li> <li>Quiz</li> <li>Discussion</li> </ul>	6-7

		<ul style="list-style-type: none"> <li>2010-Present</li> </ul>	<b>Lab Activity :</b> To practice more in Mystery Animal and search similar games	
March	Annual Exams			

**NOTE:** PT1 includes chapters .....

HY includes PT1 + chapters .....

PT2 includes chapters .....

Annual Exam includes PT2 + chapters .....



**MIS INTERNATIONAL SCHOOL**  
**Yearly Planner (2023-24)**

**Grade: IV**

**Subject - Science**

Month	Course Description	Learning Outcomes	Activities	No. of Periods
April	Ch1 – Green Plants- The Food Producers (PT 1)	<p>The learners will be able to</p> <ul style="list-style-type: none"> <li>• Understand the structure and functions of a leaf.</li> <li>• Understand the process of making food in plants- Photosynthesis.</li> <li>• Learn about some amazingly different plants.</li> <li>• Understand the process of flow of energy in living things.</li> <li>• Understand the interdependence of plants, animals and humans.</li> <li>• Learn about the importance of balance in nature.</li> </ul>	<p><b><u>Activity-</u></b></p> <p>Students will bring plants / leaves of some amazingly different plants and discuss how photosynthesis takes place in such plants.</p>	10
	Ch2- Adaptations for Survival in Plants (PT 1)	<p>The learners will be able to</p> <ul style="list-style-type: none"> <li>• Understand the habitats of plants and their adaptations.</li> <li>• Understand the connections between plant adaptations and the climatic conditions.</li> <li>• Learn about non-green and insectivorous plants.</li> </ul>	<p><b><u>Activity-</u></b></p> <p>Make a collage of terrestrial and aquatic plants. Also include the animals in the collage (at least six) found in such places.</p>	12
June	Ch3- Animals and Their Young Ones	<p>The learners will be able to</p> <ul style="list-style-type: none"> <li>• Learn animals that give birth to young</li> </ul>	<b><u>Activity-</u></b>	12

	( HYE)	<p>ones.</p> <ul style="list-style-type: none"> <li>• Learn animals that lay eggs.</li> <li>• Understand internal structure of an egg.</li> <li>• Understand life cycles of frog, butterfly and cockroach.</li> <li>• Learn how animals look after their babies.</li> </ul>	Make a well-labelled model of life cycle of a frog/ butterfly/ cockroach/ house fly on a chart paper.	
July	Ch4- Adaptations for Survival in Animals ( HYE)	<p>Learners will understand about:</p> <ul style="list-style-type: none"> <li>• Adaptations to habitat.</li> <li>• Adaptations for food.</li> <li>• Adaptations for protection.</li> </ul>	<p><b><u>Activity-</u></b></p> <p>Make a small nest using twigs, branches, pebbles and dried leaves.</p>	12
	Ch5- Food and Nutrition (SEA -1)	<p>Learners will understand</p> <ul style="list-style-type: none"> <li>• Necessity of food for living beings</li> <li>• Different nutrients present in food.</li> <li>• Importance of roughage and water in diet.</li> <li>• Importance of balanced diet.</li> <li>• Different methods of food preservation.</li> </ul>	<p><b><u>Activity-</u></b></p> <p>Students will choose their favorite dish to list out the ingredients used in it and find out the nutrients present in them.</p>	10
August	Ch6- The Digestive System, Teeth and Microbes ( HYE)	<p>The learners will be able to</p> <ul style="list-style-type: none"> <li>• Understand the process of digestion and its importance.</li> <li>• Learn the importance of teeth.</li> <li>• Identify different types of teeth.</li> <li>• Understand parts of a tooth.</li> <li>• Understand the importance of taking care of teeth.</li> <li>• Learn about the different types of microbes.</li> </ul>	<p><b><u>Activity-</u></b></p> <p>Draw different types of teeth on a paper and write a few lines about each.</p> <p>Clue:</p> <ul style="list-style-type: none"> <li>• No of that particular teeth present in mouth.</li> <li>• Main function of those particular teeth.</li> </ul>	12
	Ch7- Keeping Safe ( HYE)	<p>The learners will be able to</p> <ul style="list-style-type: none"> <li>• Understand how accidents occur.</li> <li>• Understand safety measures that can be taken at different places.</li> <li>• Understand the importance of first</li> </ul>	<p><b><u>Activity-</u></b></p> <ul style="list-style-type: none"> <li>• Make a portable first aid box with all the necessary items.</li> <li>• Make an emergency</li> </ul>	8

		aid. <ul style="list-style-type: none"> <li>Learn about first aid box and tips for common emergencies like burns, cuts and wounds.</li> </ul>	contacts list.	
September	Revision and Half Yearly Exams	Revision of syllabus +Half Yearly Exams	-	
October	Ch8- More about Clothes <b>(PT 2)</b>	The learners will be able to <ul style="list-style-type: none"> <li>Understand the necessity of clothes.</li> <li>Understand types of clothes depending on weather, culture and profession.</li> <li>Learn about types of fibers used for making clothes.</li> <li>Understand how to take care of clothes.</li> </ul>	<b><u>Activity-</u></b>  Choose the tradition dress of any state of India. Write details about that dress like, name of dress in that state, name of the state where it is worn, material used to make it, type of fabric used. Stick pictures of the same.	8
	Ch9- Force, Work and Energy <b>(PT 2)</b>	The learners will be able to <ul style="list-style-type: none"> <li>Learn about force and its different types.</li> <li>Understand simple machines, their types and their importance in our daily life.</li> <li>Learn about energy and its types.</li> </ul>	<b><u>Activity-</u></b>  Make a collage of simple machines and write few lines on them.	12
November	Ch10- Soil <b>(FYE)</b>	The learners will be able to <ul style="list-style-type: none"> <li>Understand soil and its importance.</li> <li>Learn and understand the composition of soil.</li> <li>Understand the process of soil formation.</li> <li>Understand the different layers and types of soil.</li> <li>Understand soil erosion</li> <li>Learn how to conserve soil from erosion.</li> </ul>	<b><u>Activity-</u></b>  <b><u>Group 1:</u></b> Gather information on types of soil and present it on a chart. (Roll no 1-20)  <b><u>Group 2:</u></b> Gather information on how to conserve soil from erosion and present it on a chart. (Roll no 21-40)	12
December	Ch11- Matter <b>(FYE)</b>	The learners will be able to <ul style="list-style-type: none"> <li>Understand about matter and its different states.</li> </ul>	<b><u>Activity-</u></b>  Make a chart showing the	12



		<ul style="list-style-type: none"> <li>• Learn and understand different properties of the existing states of matter.</li> <li>• Understand how states of matter change from one form to another.</li> <li>• Learn how some solids dissolve in water.</li> </ul>	arrangement of molecules in solids / liquids / gases along with some objects as examples.	
January	Ch12- Weather, Air and Water <b>(FYE)</b>	<p>The learners will be able to</p> <ul style="list-style-type: none"> <li>• Understand how the sun affects the change in weather.</li> <li>• Learn and understand about air and types of breeze.</li> <li>• Learn and understand about water cycle.</li> <li>• Understand the importance of purification of water.</li> <li>• Learn different methods of water purification.</li> </ul>	<p><b><u>Activity-</u></b></p> <p>Make a well labelled model of water cycle.</p>	12
	Ch13- The Solar System and the Earth <b>(FYE)</b>	<p>The learners will be able to</p> <ul style="list-style-type: none"> <li>• Learn and understand about stars.</li> <li>• Learn and understand about solar system.</li> <li>• Learn and understand about satellites.</li> <li>• Understand about rotation and revolution of the earth.</li> </ul>	<p><b><u>Activity-</u></b></p> <ul style="list-style-type: none"> <li>• Make a model of the solar system using eco-friendly materials.</li> <li>• Collecting information on Satellites and write a report on a chart. Use pictures where ever required.</li> </ul>	12
February	Ch14- Our Environment <b>(SEA-2)</b>	<p>The learners will be able to</p> <ul style="list-style-type: none"> <li>• Learn and understand about environment.</li> <li>• Understand the importance of clean environment.</li> <li>• Understand about pollution and its types.</li> <li>• Learn and understand the ways by which pollution can be prevented.</li> <li>• Learn about waste disposal and waste</li> </ul>	<p><b><u>Activity-</u></b></p> <p>Choose any one type of pollution. Gather information like how it is caused, ways to prevent that pollution and present it on a chart. Use pictures as per the need.</p>	8

		management. <ul style="list-style-type: none"> <li>• Understand the importance of trees in our environment.</li> </ul>		
March	Final / Annual Exams			



## MIS INTERNATIONAL SCHOOL

### Yearly Planner (2023-24)

**Grade: IV**

**Subject: Social Studies**

Month	Course Description	Learning Outcomes	Activities	No. of Periods
April	L-1 Our Country - India	<p>Learners will be able to demonstrate location of India in world Map.</p> <p>Learner will be able to explain the physical features and Political division of India.</p> <p>Learner will be able to explain the seasons and climate of different region of India.</p>	<p>Making a set of flash cards and matching the Indian States with their capitals.</p> <p>Identifying the neighboring countries of India from an atlas.</p> <p>Locating your state/UT on political map of India</p>	16
	L-2 The Himalayas	<p>The Learners describes the location and physical features of the Himalayas.</p> <p>The Learners summarize the culture and economy of the Himalayan region.</p> <p>The learners explain the importance of the Great Himalayas.</p>	<p>On an outline map of India, mark the Great Himalayan region that runs through the different states/UT's of our country</p>	
June		<p>The Learner is able to identify the location and physical features of northern plan.</p> <p>Learners identify the rivers of Northern Plan,</p>	<p>Collect the pictures of different cultural followed by all the states</p>	21

	<p>L-3 The Northern Plains</p> <p>L-4 The Southern Plateau</p> <p>L-5 The Coastal Plains and Islands</p>	<p>importance and role of these rivers in northern plain.</p> <p>The people of the Northern Plain. The importance of this region.</p> <p>Learners understand the climate, physical features and rivers and hills of the plateau region.</p> <p>The hills and states of the Southern Plateau</p> <p>The people and importance of the Plateau Region.</p> <p>Learners understand</p> <p>Eastern and Western coastal Plains</p> <p>the climate, people and major ports of these coastal plains</p> <p>the importance of these coastal plains and Islands</p> <p>Group of Islands</p> <p>Revision classes</p>	<p>in northern plain and make a collage.</p> <p>On physical map of India, shade the region of the Southern Plateau. Label its three plateau regions</p> <p>On the outline map of India mark and label the seaports of Mumbai, Kochi, Chennai and Visakhapatnam.</p>	
July	<p><b>Periodic Test-1</b></p> <p>L-6 The Desert Land of India</p>	<p>Learners understand the Physical features of the Desert Region</p> <p>Learners explain the influence of climate on the life and cultural of the region.</p> <p>Importance of the Desert Region</p>	<p>Make a album with pictures of people, monuments, forts, palaces, caravans, festivals and dances of Rajasthan</p>	21

<b>August</b>	L-7 The Natural Wealth of India	<p>Learners are able to define Natural resources and type of natural resource.</p> <p>Learners are able to explain soil erosion and soil conservation</p> <p>Learners explain the importance of conservation of forests and wildlife.</p>	<p>Make a table of different type of soil, crops grown and states where these soil are found.</p>	21
	L-8 Our Resources	<p>Learners explain different Water resource and mineral resources and their importance.</p> <p>Learner explains human resources and impact of over population.</p> <p>Revision classes</p>	<p>Make a chart of different dams build on the rivers.</p>	
<b>September</b>	<b>Half Yearly Exam</b>			17
<b>October</b>	L-9 Agriculture and Livestock	<p>Learners list the Types of crops and the states producing these crops.</p> <p>Learners demonstrate the development in agriculture and livestock.</p>	<p>Show the production of different cash crops ( jute and cotton) in different states of India. With the help of map.</p>	20
	L-10 Industries in India	<p>Learners will understand the importance and classification of Industries.</p> <p>Learners will understand factors that decide the location of Industries.</p> <p>Learners will understand the different modes of transport and the network of these</p>	<p>Stick pictures on different classification of industries and write two lines on each about them.</p>	

	L-11 Transport and Communication	<p>transports throughout the country.</p> <p>will understand the importance of transport for carrying goods and people across different terrain</p> <p>Students will explain ways of communication and its importance.</p>	Debate/ Discussion on pros and cons of means of communication.( internet, television)	
<b>November</b>	L-12 Our Heritage	<p>Learners will understand our rich heritage and the need to conserve them.</p> <p>Students will be able to classify different monuments according to its period.</p>	Collect any 4 pictures of different monuments of different period and stick in your note book write about it .	15
	L-13 Our National Symbols	Learners will understand different national symbols and its meaning	Draw the National flag in your notebook and describe it.	
	<b>Periodic Test-2</b>	Revision classes		
<b>December</b>	L-14 Our Rights and Duties.	<p>Students define constitution, democracy and secularism.</p> <p>The learners demonstrate fundamental rights, fundamental duties and directive principles.</p>	Conduct election in class, ask the students to select their representative by voting.	16
<b>January</b>	L-15 Public Services	Students identify what are public	To prepare a skit discussing the public services provided by the	20

	L-16 Great Achievers	<p>services.</p> <p>Duties and functions of the government</p> <p>Functions of the municipal corporations</p> <p>Students list different types of taxes.</p> <p>Students learn about the Achievements and contributions of certain great people who were amazing and inspiring.</p>	<p>Government and the taxes paid by the public.</p> <p>Gather information about any great achiever Stick picture and write in note book.</p>	
<b>February</b>		<b>Revision classes</b>		<b>20</b>
<b>March</b>	<b>Annual Exam</b>			

**Periodic Test-1 -** L-1 Our Country India

L-2 The Himalayas

L-3 The Northern Plains

**Half Yearly Exam-**

L-5 The Coastal Plains and Islands

L-6 The Desert Land of India

L-7 The Natural Wealth of India

L-8 Our Resources

**Periodic Test-2-** L-9 Agriculture and Livestock  
L-11 Transport and Communication  
L-12 Our Heritage

**Annual Exam-**  
L-13 Our National Symbols  
L-14 Our Rights and Duties  
L-15 Public Services  
L-16 Great Achievers

**AIP :-** State Sikkim , Mandala Art .  
Write about the History/ origin of Mandala art in Sikkim. How is mandala art related to Sikkim culture?  
Write it on one A4 size paper. (You may include pictures)

**SEA Group:-** L-4 The Southern Plateau  
Topic :- 3D Model of a river  
Mode of a river/ waterfall can be created using hot glue, thermocol, papier mache or clay.

**SEA-Individual - L.10 Industries in India.**

Select any one type of industry (Large scale, small scale, cottage industries, agro based industries, mineral based industries)  
Students need to gather information about it and explain it.





## MIS INTERNATIONAL SCHOOL

### Yearly Planner 2023-24

Grade: 4

Subject: Marathi

Month	Course Description	Learning Outcomes	Activities	No. of Periods
April	१.झेंडा अमुचा (कविता)	विद्यार्थ्यांना भारतीय असण्याचा अभिमान बाळगावा ही शिकवण मिळते.	कविता ताला सुरात म्हणून घेणे. भारताचा राष्ट्रध्वज काढून रंगवा.	९
	२..लोभी पोपट	लोभ नेहमी वाईट असतो.	'लोभी कुत्रा' गोष्ट सांगणे.	
	समान अर्थाचे शब्द	शब्दाचे अर्थ समजणे.	जोड्या लावा.	
	नाम	वाक्यातील नाम ओळखण्यास सक्षम असतील.	वाक्यातील नाम ओळखणे.	
June	३.सूर्य आणि वारा	कोणतीही गोष्टीचा गर्व करू नये.	सूर्याचे आपल्या दैनंदिन जीवनातील उपयोग सांगणे..	९
	विरुद्ध अर्थाचे शब्द	शब्दाचे अर्थ समजणे.	जोड्या लावा.	

	४.कोकण भूमी (कविता)	कवितेचा भावार्थ समजावणे. नवीन शब्द समजतात.	आपल्या गावाबद्दलचे वर्णन पाच वाक्यात लिहा.	
July	PT1 exams			
	सर्वनाम	वाक्यातील सर्वनाम ओळखण्यास सक्षम असतील.	वाक्यातील सर्वनाम ओळखणे.	१२
	५.मित्राची मदत	सगळ्यांना मदत करावी..	दिलेल्या शब्द कोड्यापासून मित्र-मैत्रिणींची नावे तयार करा.	
	काळ – वर्तमानकाळ	काळ, क्रियापद समजणे. वर्तमान काळातील वाक्यरचना.	काळ ओळखा. <b>SEA Activity-</b> विविध देशांचे झेंडे वहीत चिटकवून देशांची नावे लिहिणे.	
	६.हत्तीची फजिती	हुशारीने बलवानाला टक्कर देता येते.	हत्तीवर आधारीत दुसरी एखादी गोष्ट सांगणे.	
August	७.गणेशोत्सव	भारतातील सण व उत्सव साजऱ्या करण्याच्या पद्धती यांची माहिती करून घेतात.	गणेशोत्सव कसा साजरा करतात ते आठ वाक्यात लिहा.	१२
	शब्दसमूहाला एक शब्द	शब्दाचे अर्थ समजणे.	जोड्या लावा.	
	८.आईची शिकवण	विद्यार्थी मधील सद्गुणांचा विकास	विद्यार्थी आईने दिलेल्या शिकवणीचे त्यांचे अनुभव	

		करणे.	वर्गात सांगतात.	
September	Revision + Term I Exams			१०
October	९.मला वाटते.....(कविता).	विविधतेत एकता असते.	तुम्हाला काय व्हावेसे वाटते? का? पाच ते सहा ओळीत लिहा.	१२
	१०.राजा आणि शुध्द हवा	वनांचे संवर्धन व उपयोग याची माहिती करून घेणे.	झाडांच्या पाने रंगवून त्यांचे ठसे वहीचे पान अथवा टी-शर्ट वर काढणे.	
	काळ – भूतकाळ	काळ, क्रियापद समजणे.	काळ ओळखा.	
November	११.पुणे एक ऐतिहासिक शहर	महाराष्ट्रातील पर्यटन स्थळे, माहिती करून घेणे.	पुण्यातील इतर दर्शनीय स्थळांची माहिती मिळवा.	९
	जोड- शब्द	जोड- शब्द समजावणे	जोड- शब्दाचा सराव करणे.	
	१२.उठा, उठा चिऊताई (कविता)	कष्टाचे महत्व	माझा आवडता पक्षी या विषयावर माहिती लिहा. <b>SEA Activity</b> -उठा,उठा चिऊताई कविता पाठ करून वर्गात म्हणून दाखवणे.	
	PT2 exams			
December	१३.चतुर सिंह	मैत्रीची ओळख करणे	कापडी मोजापासून उंदीर बनवणे.	९
	वाक्प्रचार	शब्दाचे अर्थ समजणे.	जोड्या लावा	

	अंक २१ ते ५०	मराठी अंक लिखाण व उच्चारण समजतात.	अंक ओळखून अक्षरात लिहा.	
January	१४.बकुळा झाली कोकिळा	विद्यार्थी मधील सद्गुणांचा विकास करणे.	झाडे आपल्याला कशा प्रकारे मदत करतात ते सांगा.	१२
	१५.शाळा (कविता)	कवितेचा भावार्थ समजून घेणे व शाळेचे महत्त्व पटवून देणे.	कविता ताला सुरात म्हणून घेणे.	
	काळ – भविष्यकाळ म्हणी	काळ, क्रियापद समजणे. शब्दाचे अर्थ समजणे.	काळ ओळखा. रिकाम्या जागा भरा.	
February		Revision		१२
March	Annual Exams			
<p><b>NOTE:</b> PT1 includes chapters .....4.....</p> <p>HY includes PT1 + chapters .....4+4.....</p> <p>PT2 includes chapters .....4.....</p> <p>Annual Exam includes PT2 + chapters .....4+3.....</p>				



# MIS INTERNATIONAL SCHOOL

## Yearly Planner (2023-24)

Grade: IV

Subject: Mathematics

Month	Course Description	Learning Outcomes	Activities	No. of Periods
April	<b>1. Numbers beyond 9999(PT 1)</b>	<ul style="list-style-type: none"> <li>Students will be able to know the face value and place value of large numbers.</li> <li>Students will be able to understand relations between the values of the places and understand International Number System.</li> <li>Students will be able to compare Indian and International Number System.</li> <li>Students will be able to write 5-digit and 6-digit numbers in expanded form.</li> <li>Students will be able to compare large numbers with different or same number of digits.</li> <li>Students will be able to write predecessor and successor of large numbers.</li> <li>Students will be able to arrange large numbers in ascending and descending order.</li> <li>Students will be able to form new numbers by arranging the</li> </ul>	<ul style="list-style-type: none"> <li>Learning new tables Student learn new table in each month.</li> <li>Weekly revision of the tables.</li> </ul>	9

June	<b>2. Addition and subtraction (PT1)</b>	<p>digits in different positions.</p> <ul style="list-style-type: none"> <li>• Students will be able to round off numbers to the nearest 10, 100 and 1,000.</li> <li>• Students will be able to learn Roman numerals up to hundred.</li> <li>• Students will be able to convert Roman numerals to Hindu Arabic numerals and vice versa.</li> <li>• Students will be able to add and subtract Roman numerals.</li> <li>• Students will be able to learn about the use of Roman numerals in modern times</li> </ul> <ul style="list-style-type: none"> <li>• Students will be able to add 5-digit and 6-digit numbers (without and with carry over).</li> <li>• Students will be able to add three or more numbers.</li> <li>• Students will be able to find missing digits in an addition problem.</li> <li>• Students will be able to estimate the sum by rounding off the given numbers to the nearest 10, 100 and 1,000.</li> <li>• Students will be able to solve and frame word problems based on addition.</li> </ul>		12
------	--	---	--	----

		<ul style="list-style-type: none"> <li>• Students will be able to subtract 5-digit and 6-digit numbers (without and with borrowing).</li> <li>• Students will be able to do subtraction when there are zeros in minuend.</li> <li>• Students will be able to solve input/output problems.</li> <li>• Students will be able to check if they have subtracted numbers correctly.</li> <li>• Students will be able to find the missing digits in a subtraction problem.</li> <li>• Students will be able to estimate the difference by rounding off the minuend and subtrahend to the nearest 10, 100 and 1,000.</li> <li>• Students will be able to solve and frame word problems based on subtraction.</li> </ul>		
July	Revision	PT1 EXAM (L1,L2)	.	

### 3. Multiplication

- Students will be able to know multiplication tables from 16 to 20.
- Students will be able to understand properties of multiplication.
- Students will be able to multiply by numbers ending with zero (10 and its multiples, 100 and its multiples, 1,000 and its multiples).
- Students will be able to multiply by a 1-digit number using standard form and expanded form.
- Students will be able to multiply by 2-digit and 3-digit numbers.
- Students will be able to know how to multiply when there is zero in the multiplier.
- Students will be able to estimate product by rounding off multiplicand and multiplier to the nearest 10, 100 and 1,000.
- Students will be able to know some multiplication tricks to do simple calculations.

#### (SEA-1)

Individual activity :-

- By using cardboard,color papers, sketchpens and pins. make two circles .
  - Write every number from 1 to 20 on first circle .
  - Write Roman numerals on second circle.
- As shown in diagram below.






August	<b>4. Division</b>	<ul style="list-style-type: none"> <li>• Students will be able to solve and frame word problems.</li> <li>• Students will be able to solve problems having addition, subtraction and multiplication.</li> <li>• Students will be able to multiply numbers using lattice multiplication.</li> <li>• Students will be able to divide a 4-digit number by a 1-digit number.</li> <li>• Students will be able to divide by a 2-digit number up to 20</li> <li>• Students will be able to divide by using short division method when divisor is small.</li> <li>• Students will be able to divide a number by 10, 100 and 1,000.</li> <li>• Students will be able to divide after cancelling the common number of zero(s) from both the dividend and divisor.</li> <li>• Students will be able to estimate the quotient.</li> <li>• Students will be able to solve and frame word problems</li> </ul>	13
--------	--------------------	--	----

		<p>based on division.</p> <ul style="list-style-type: none"> <li>Students will be able to understand unitary method.</li> </ul> <p>Students will be able to simplify a problem by following the order of DMAS</p>		
	<b>5. Factors and Multiples</b>	<ul style="list-style-type: none"> <li>Students will be able to learn about factors, properties of factors and common factors.</li> <li>Students will be able to find HCF of given numbers.</li> <li>Students will be able to prime factorize a number using factor tree method and division method.</li> <li>Students will be able to learn about multiples, properties of multiples and common multiples.</li> <li>Students will be able to find LCM of given numbers.</li> <li>Students will be able to check if a number is divisible by 2, 3, 5 and 10 by using divisibility</li> </ul>		10


	<b>7.Geometry</b>	<p>tests.</p> <ul style="list-style-type: none"> <li>• Students will be able to learn about basic geometrical shapes like point, line segment, ray, line and angles.</li> <li>• Students will be able to know different types of angles (right angle, acute angle, obtuse angle and straight angle</li> </ul>	<p>AIL-</p> <p>Animal drawing by using various geometric shapes.</p> <ul style="list-style-type: none"> <li>• use colorful papers to create a beautiful picture.</li> <li>• cut the paper according to the shape.</li> <li>• join the various shapes which form the animal .</li> <li>• decorate it by using sketchpens.</li> </ul>	<p>7</p>
--	-------------------	---	---	----------

September	<b>8. Symmetry Patterns and perspective</b>	<ul style="list-style-type: none"> <li>• Students will be able to differentiate between open and closed shapes.</li> <li>• Students will be able to know about polygons (triangle and quadrilaterals) and circle.</li> <li>• Students will be able to draw a circle using a compass. Draw a 3D shape from a 2D shape using a net.</li> <li>• Students will be able to identify the front, top and side view of objects.</li> <li>• Students will be able to complete tessellation by colouring the figures.</li> <li>• Students will be able to choose tiles that can tessellate the given area.</li> <li>• Students will be able to find perimeter of a rectangle, square and curved shapes (using a thread and a square grid). Understand the concept of line of symmetry and reflection. Complete patterns by predicting the rules followed in them Understand the concept of casting out nine.</li> <li>• Students will be able to code and decode messages.</li> </ul>		9
-----------	---	---	---	---

	Revision	Revision and Half Yearly Exam	--	
October	<b>6.Understanding Fractions</b>	<ul style="list-style-type: none"> <li>• Students will be able to understand the concept of equivalent fractions.</li> <li>• Students will be able to check if two fractions are equivalent or not.</li> <li>• Students will be able to know about different types of fractions (like, unlike, proper, improper, unit and mixed).</li> <li>• Students will be able to convert mixed fractions to improper fractions and vice versa.</li> <li>• Students will be able to compare like, unlike and mixed fractions and arrange them in ascending and descending order.</li> <li>• Students will be able to find fraction of a number.</li> <li>• Students will be able to convert a fraction into its lowest term.</li> <li>• Students will be able to add and subtract fractions.</li> <li>• Students will be able to solve word problems based on fractions.</li> <li>• Students will be able to</li> </ul>	<ul style="list-style-type: none"> <li>• AIP-Mandala art drawing by using geometric patterns and symmetry.</li> <li>• use white paper to draw</li> <li>• students can draw any</li> </ul>	15



		<p>hour clock.</p> <ul style="list-style-type: none"> <li>• Students will be able to convert 24-hour clock time into 12-hour clock time and vice versa.</li> <li>• Students will be able to learn the advantages of 24-hour clock over 12-hour clock.</li> <li>• Students will be able to convert hours into minutes and vice versa.</li> <li>• Students will be able to do addition and subtraction of time.</li> <li>• Students will be able to know how to find duration of time.</li> <li>• Students will be able to calculate number of days and hours in a given duration of time.</li> </ul>		
January	<b>11.Money</b>	<ul style="list-style-type: none"> <li>• Students will be able to convert rupees into paise and vice versa.</li> <li>• Students will be able to do addition, subtraction, multiplication and division of larger amount of money.</li> <li>• Students will be able to solve word problems based on money and price lists</li> </ul>	<p><b>(SEA-2)</b></p> <ul style="list-style-type: none"> <li>• Measure or weigh any five objects in your house (eg: edge of a window, length of a title or weigh the pile of books/newspapers) and compare the observations.</li> <li>• Using metre stick, calculator,</li> </ul>	7

	<b>12.Perimeter and area</b>	<ul style="list-style-type: none"><li>• Students will be able to understand the terms perimeter and area</li><li>• Students will be able to solve problems based on finding the area of plane figures</li><li>• Students will be able to solve problems based on finding the perimeter of plane figures</li><li>• Students will be able to solve problems based on finding the area of irregular plane figures.</li></ul>	<p>and a measuring tape record the heights of each person in your home. Record the height in centimetres and metres in a table on a separate piece of a paper.</p> <p>OR</p> <ul style="list-style-type: none"><li>• Make the conversion table on A4 size sheet. stick it in a creative Greeting Card.</li><li>• Decorate the card using sketchpen</li></ul> <div></div> <table><tr><th>Kilometres</th><th></th></tr><tr><td>1 kilometres</td><td>= 1000 metres</td></tr><tr><td>1000 metres</td><td>= 1 kilometres</td></tr><tr><td>100 metres</td><td>= 0.1 kilometres</td></tr><tr><td>10 metres</td><td>= 0.01 kilometres</td></tr><tr><td>1 metre</td><td>= 0.001 kilometres</td></tr><tr><td>1000 metres</td><td>= 1 kilometres</td></tr><tr><td>100 metres</td><td>= 0.1 kilometres</td></tr><tr><td>10 metres</td><td>= 0.01 kilometres</td></tr><tr><td>1 metre</td><td>= 0.001 kilometres</td></tr></table> <ul style="list-style-type: none"><li>• Visit a grocery shop. Make a list of ten items available there and write down their prices. Now make your own bill</li><li>• Group activity:Using a drawing sheet, pencil and ruler draw different plane figure and calculate the perimeter.</li></ul>	Kilometres		1 kilometres	= 1000 metres	1000 metres	= 1 kilometres	100 metres	= 0.1 kilometres	10 metres	= 0.01 kilometres	1 metre	= 0.001 kilometres	1000 metres	= 1 kilometres	100 metres	= 0.1 kilometres	10 metres	= 0.01 kilometres	1 metre	= 0.001 kilometres	10
Kilometres																								
1 kilometres	= 1000 metres																							
1000 metres	= 1 kilometres																							
100 metres	= 0.1 kilometres																							
10 metres	= 0.01 kilometres																							
1 metre	= 0.001 kilometres																							
1000 metres	= 1 kilometres																							
100 metres	= 0.1 kilometres																							
10 metres	= 0.01 kilometres																							
1 metre	= 0.001 kilometres																							



February	<b>13.Data handling.</b>	<ul style="list-style-type: none"> <li>Students will be able to answer questions by interpreting given pictograph with two scales.</li> <li>Students will be able to create vertical pictograph. Represent data using tally marks. Represent data by using bar graphs (both vertical and horizontal).</li> </ul>		9
	<b>Revision</b>	<b>Annual Exam – Revision (L10,L11,L12,L13)</b>		
March	Annual Exam			

Note:

PT1 Exam includes - L1,L2

HY Exam includes - L3,L4,L5,L7,L8

PT2 Exam includes –L6,L9

Annual Exam includes – L10,L11,L12,L13



## MIS INTERNATIONAL SCHOOL

Yearly Planner (2023-24)

Grade: 4

Subject: Hindi

Month	Course Description	Learning Outcomes	Activities	No. of Periods
April	पाठ १ हम नन्हें नन्हें बच्चे हैं (कविता)  <b>व्याकरण</b> 1. भाषा और व्याकरण 2. वर्ण-विचार विलोम शब्द	<ul style="list-style-type: none"><li>कविता को लिखने का उद्देश्य जानेगें।</li><li>बच्चे एकता से रहेंगे।</li><li>समस्या और समाधान जानेगें।</li><li>लय के साथ कविता पाठ करेंगे।</li><li>विलोम और पर्ययवाची शब्दों को पहचानकर प्रयोग करेंगे।</li><li>कविता का सार जानेगें।</li><li>कविता की योजना जानेगें।</li></ul>	<ul style="list-style-type: none"><li>कविता-गायन</li><li>कविता लेखन</li><li>ध्वजा का चित्र बनाकर संदेश लिखना</li><li>शब्द सीडी इंडे बनाकर देश का नाम लिखना</li><li>संज्ञा शब्दों का वर्गीकरण करना</li></ul>	17


June	<p>पाठ २: बस्ता और जूता (संवाद)</p> <p><b>व्याकरण:</b> 4.पर्यायवाची शब्द</p>	<ul style="list-style-type: none"> <li>• संवादों का प्रारूप जानेगें ।</li> <li>• संवाद लेखन जानेगें ।</li> <li>• बच्चे अपनी वस्तुओं को व्यवस्थित रखेंगे।</li> <li>• स्वच्छता का महत्व जानेगे ।</li> <li>• शुद्ध उच्चारण करेंगे ।</li> <li>• पात्रों के बारे में बातचीत करेंगे, अपनी राय देंगे ।</li> <li>• दूसरों के प्रति दया का भाव रखेंगे।</li> <li>• विलोम शब्दों का वाक्य में प्रयोग करेंगे।</li> <li>• साफ सफाई का महत्व</li> <li>• चोरी न करना ।</li> <li>• चीजों को व्यवस्थित रखना।</li> </ul>	<ul style="list-style-type: none"> <li>• चित्र - बनाना</li> <li>• संवाद- लेखन</li> <li>• चित्र-वर्णन</li> <li>• स्वच्छता पर प्रेजेंटेशन</li> <li>• अभिनय करना</li> </ul>	18
	<p>पाठ ३ पतंग और गुब्बारा (कहानी)</p> <p><b>व्याकरण:</b> विलोम शब्द</p>	<ul style="list-style-type: none"> <li>• अभिमान न करने की सीख देना।</li> <li>• वैज्ञानिक चेतना का विकास करना।</li> <li>• दूसरों का मजाक न उड़ाना।</li> <li>• परस्पर प्रेम भाव रखना।</li> </ul>	<ul style="list-style-type: none"> <li>• विलोम शब्दों का वाक्य में प्रयोग करना</li> <li>• पतंग बनाना</li> <li>• बातचीत रिकॉर्ड करना</li> <li>• संवाद लेखन</li> <li>• पतंग बनाना</li> <li>• तलिका पूरी करना</li> </ul>	

	Revision	Periodic -Test		
July	पाठ ४: प्रेरक प्रसंग (प्रसंग)  • <b>व्याकरण:</b> संज्ञा-भेद,	• स्वतंत्रता सेनानियों से परिचय करना। • परिश्रम, साहस, सच बोलना आदि गुणों का विकास करना। • अपनी गलती स्वीकार करना। • सभी के प्रति सद्भाव रखना।	• अच्छे विद्यार्थी के गुण की पहचान • अनुभव सुनाना • परियोजना निर्माण • वार्तालाप • दिवस की पहचान	21
	• पाठ ५ : लालची बंदर (कविता)  • <b>व्याकरण:</b> लिंग	• कविता को लिखने का उद्देश्य जानेगें। • लालच ना करने की सीख। • सोच-समझकर काम करना। • लय के साथ कविता पाठ करेंगे। • परिश्रम करना। • कविता का सार जानेगें	• <b>SEA</b> -कविता-गायन करना • कविता लेखन • कविता का सार जानना	
August	पाठ ६: अभ्यास का कमाल (कहानी)  • <b>व्याकरण:</b> वचन	• अभ्यास का महत्व समझना। • हिम्मत न हरना। • लगन से काम करना। • अपने पर विश्वास रखना। • दृढ़ – निश्चय और परिश्रम आदि गुणों का विकास करना।	• संवाद-लेखन • प्राकृतिक दृश्य बनाकर रंग भरना, • वर्ग पहेली पूरी करना, • कोड द्वारा संदेश पढ़ना	22
	पाठ ७: भोजन और योग (संवाद)	• योग का महत्व जानना। • पौष्टिक भोजन का विकास। • स्वास्थ्य के प्रति सजगता।	• नोटिस बनाना, • किससे क्या बन सकता है • तालिका	

		<ul style="list-style-type: none"> <li>• निरोगी रहने की प्रेरणा देना।</li> </ul>	<ul style="list-style-type: none"> <li>• परियोजना कार्य</li> <li>• योगासन की पहचान</li> </ul>	
	पाठ ८: मैं हूँ मधुमक्खी (आत्मकथा)  <b>व्याकरण:</b> चित्र- वर्णन	<ul style="list-style-type: none"> <li>• परिश्रम करने की प्रेरणा देना।</li> <li>• वैज्ञानिक चेतना का विकास करना।</li> <li>• वनस्पति जगत की जानकारी देना।</li> <li>• परस्पर प्रेम भाव रखना।</li> <li>• घरेलू औषधियों का ज्ञान देना।</li> </ul>	<ul style="list-style-type: none"> <li>• संवाद-लेखन,</li> <li>• पेड़-पत्तियों का प्रयोग,</li> <li>• अपठित गद्यांश</li> <li>• शहद बनाने की प्रक्रिया का चित्र बनाना</li> </ul>	
September	Revision	अर्धवार्षिक परीक्षा		18
October	पाठ ९: प्रदूषण (कविता)  <b>व्याकरण:</b> 6.सर्वनाम 7.विशेषण	<ul style="list-style-type: none"> <li>• प्रदूषित पर्यावरण के प्रति जगरूकता फैलाना।</li> <li>• पेड़-पौधों का महत्त्व समझना।</li> <li>• पर्यावरण के संरक्षण की भावना पैदा करना।</li> <li>• देशप्रेम की भावना जाग्रत करना।</li> <li>• देश से प्रेम करेंगे ।</li> </ul>	<ul style="list-style-type: none"> <li>• पोस्टर बनाना</li> <li>• चित्र के आधार पर तालिका पूरी करना</li> <li>• परियोजना कार्य</li> </ul>	21
	पाठ १० : साक्षी पहुँची चाँद पर (विज्ञान कथा) <b>व्याकरण:</b> 8.क्रिया तथा काल	<ul style="list-style-type: none"> <li>• वैज्ञानिक चेतना का विकास करना।</li> <li>• सकारात्मक सोच का विकास करना।</li> <li>• पाठ में निहित जीवन मूल्यों को अपनाएँगे।</li> <li>• मेहनत करने पर बल देना।</li> <li>• लक्ष्य पर ध्यान देना।</li> <li>• मन लगाकर शिक्षा प्राप्त करना।</li> </ul>	<ul style="list-style-type: none"> <li>• <b>SEA:</b>सौरमंडल का चित्र बनाकर नाम लिखना</li> <li>• संवाद-लेखन</li> <li>• परियोजना निर्माण</li> <li>• प्रेजेंटेशन बनाकर कक्षा में दिखाना</li> <li>• चित्र देखकर बताना</li> </ul>	

November	<p>पाठ ११: सड़क सुरक्षा के नियम (जानकारी)</p> <p><b>व्याकरण:</b></p> <p>10. वाक्य-निर्माण</p>	<ul style="list-style-type: none"> <li>• सड़क सुरक्षा के नियम समझना।</li> <li>• नियमों का पालन करने के लिए प्रेरित करना।</li> <li>• परिवारिक प्रेम।</li> <li>• जीवन के अनुशासन का महत्त्व समझना।</li> </ul>	<ul style="list-style-type: none"> <li>• खेल खेलना</li> <li>• वर्ग पहेली</li> <li>• चित्र-वर्णन यातायात के चिह्नों का मिलान</li> </ul>	16
December	<p>पाठ १२ : मटके का मुखौटा (नाटक)</p> <p><b>व्याकरण:</b></p> <p>13. मुहावरे</p>	<ul style="list-style-type: none"> <li>• ऐतिहासिक राजाओं एवं कवियों की जानकारी देना।</li> <li>• मुसीबत के समय बुद्धि से काम लेना।</li> <li>• सदा प्रसन्न रहना।</li> <li>• विपरीत परिस्थिति को भी अपने पक्ष में करने का साहस रखना।</li> </ul>	<ul style="list-style-type: none"> <li>• अभिनय करना</li> <li>• बूझो तो जानें</li> <li>• अंतर ढूँढ़ना</li> </ul>	
	<p>पाठ १३: कहा रहेगी चिड़िया?</p> <p>(कविता) <b>व्याकरण:</b></p> <p>15. अनुच्छेद लेखन</p>	<ul style="list-style-type: none"> <li>• कविता को लिखने का उद्देश्य जानें।</li> <li>• कविता का सार जानें।</li> <li>• कविता की योजना जानें।</li> <li>• मेहनत करना।</li> <li>• संवेदना की भावना।</li> <li>• पशु-पक्षियों से प्रेम करना।</li> <li>• मदद करने की भावना।</li> </ul>	<ul style="list-style-type: none"> <li>• घोंसला बनाना</li> <li>• कविता पूरी करना</li> <li>• घोंसला देखकर प्रश्नों के उत्तर देना</li> <li>• चित्रों की पहचान कविता-पठन</li> </ul>	17

		<ul style="list-style-type: none"> <li>मुसीबत का सामना करना।</li> </ul>		
January	पाठ १४: ओणम (पत्र)	<ul style="list-style-type: none"> <li>औपचारिक पत्र लेखन जानेगें।</li> <li>बच्चे सहनशील, संवेदनशील, शिष्ट, समाजिक बनेंगे।</li> <li>विशेषण शब्दों से वाक्य-निर्माण करेंगे।</li> <li>त्योहारों की जानकारी देना।</li> <li>सांस्कृतिक एकता को बढ़ावा देना।</li> <li>जीवन में आनंद, उल्लास आदि का संचार करना।</li> <li>भाईचारे और प्रेम का प्रसार करना।</li> </ul>	<ul style="list-style-type: none"> <li>भारत के प्रसिद्ध नृत्यों को पहचानना</li> <li>कक्षा में त्योहार का आयोजन करना।</li> <li>परियोजना कार्य</li> </ul>	
	पाठ १५ मित्तल की करामत (साहसिक कथा)	<ul style="list-style-type: none"> <li>ईमानदारी और नेकी की राह पर चलने की सीख देना।</li> <li>साहस की भावना का संचार करना।</li> <li>मुसीबत का डटकर सामना करना।</li> <li>परिवारिक प्रेम और एकता की भावना।</li> <li>सूझ-बूझ और चतुराई का परिचय।</li> </ul>	<ul style="list-style-type: none"> <li>वीरता पुरस्कार प्राप्त बच्चों पर कोलाज बनाना,</li> <li>संवाद-लेखन</li> <li>कहानी लिखना</li> <li>अभिनय करना</li> <li>तालिका पूरी करना</li> <li>अपने गुणों की पहचान</li> </ul>	21
February		Revision		20
March		Annual Exam		11







# MIS INTERNATIONAL SCHOOL

## Yearly Planner (2023-24)

Grade: 4

Subject -English

Month	Course Description	Learning Outcomes	Activities	No. of Periods
April	<u>Literature-</u> L-1 Dreams  <u>Grammar-</u> L-1 Nouns L-2 Countable and uncountable noun	<b>The students will be able to:</b> <ul style="list-style-type: none"> <li>Identify the use of metaphors in the poem.</li> <li>Identify rhyming words.</li> <li>To be able to identify rhyming words in a poem and understand the poetic device of alliteration.</li> <li>Boost the skills of thinking, observation and creativity.</li> <li>Identify and use countable and uncountable nouns.</li> </ul>	<ul style="list-style-type: none"> <li>Ask students to talk about their dream place be like in the real world.</li> <li>Unscramble the given words and make a sentence with the word.</li> <li>Sit down –stand - up game for Countable and uncountable noun.</li> </ul>	16
June	<u>Literature-</u> L-2 The gold in the hat	<b>The students will be able to:</b> <ul style="list-style-type: none"> <li>To be able to understand how our good qualities help us face trying situations and challenges with determination and courage.</li> <li>To improve critical thinking and life skills.</li> <li>To be able to understand the significance of positive values, such as truthfulness.</li> <li>To understand and use</li> </ul>		20

	<p><u>Grammar-</u> L-3 Collective nouns and gender (</p> <p>L-4 Pronoun</p> <p><u>Writing skill</u> : Diary writing</p>	<p>different words related to flying; to learn antonyms.</p> <ul style="list-style-type: none"> <li>Identify gender Nouns.</li> <li>Identify and use subject and object pronouns in the sentences.</li> <li>Record daily things that we do, express thoughts and feelings about events etc</li> </ul> <p><b>Periodic test -1</b></p>	<ul style="list-style-type: none"> <li>Collective bingo game for collective nouns.</li> <li>Pronoun memory game.</li> </ul>	
July	<p><u>Literature-</u> L-3 A beautiful day</p> <p>L-4 Shibi's Justice</p>	<p><b>The students will be able to:</b></p> <ul style="list-style-type: none"> <li>To be able to understand the sounds of different objects found in nature.</li> <li>To be able to perceive the behaviour of natural elements.</li> <li>Understand the single and two consonant words and also the rhyming words.</li> <li>Sensitize the students about the importance of environmental conservation.</li> <li>Facilitate comprehension of prose as well as correct pronunciation.</li> <li>To learn about analogies; to learn about different types of animals.</li> <li>Identify helping verb(s), main verb(s) and linking verb(s) in a</li> </ul>	<p>Talk about few sounds that you commonly hear early in the morning.</p>	21

	<p><u>Grammar-</u></p> <p>L- 5 Verb</p> <p>L-6 Articles</p> <p>L-7 Adjectives</p>	<p>sentence.</p> <ul style="list-style-type: none"> <li>• Usage of various articles.</li> <li>• Differentiate between the usage of definite article and indefinite articles.</li> <li>• Recognize the adjectives that are used to compare people, things, or ideas.</li> <li>• Identify the degrees of comparison and use them in sentences.</li> </ul>	<p>Find the missing articles: Teacher will share a worksheet containing sentences that have articles missing in them. Students need to complete each sentence with proper articles.</p> <p>Talk about yourself: Trace your palm on a page. Inside the outline of each finger write one adjective that you can associate with yourself.</p>	
August	<p><u>Literature-</u></p> <p>L-5 The arrow and the song</p> <p>L-6 The adventure of little Al</p> <p>L-7 The spinning sage</p>	<p><b>The students will be able to:</b></p> <ul style="list-style-type: none"> <li>• To facilitate comprehension of poetry.</li> <li>• To learn the value of friendship.</li> <li>• Inculcate an interest in science fiction</li> <li>• Describe <u>the</u> importance of an invention in their lives.</li> <li>• Make new words by adding suffix.</li> <li>• Recite the poem with proper intonation and speed.</li> <li>• To develop a taste for humorous poems.</li> </ul>	<ul style="list-style-type: none"> <li>• Make a story book about the famous characters from the Epic Mahabharat.</li> <li>• Scientific experiment: Grow fungus in your home.</li> </ul>	20

	<p>L-9 What colour is that creature?(<b>Role play</b>)</p> <p><u>Grammar-</u> L-1 1 Adverbs</p> <p><u>Writing skill:</u> Formal Letter Paragraph writing</p>	<ul style="list-style-type: none"> <li>• To develop a taste for light verse.</li> <li>• To improve communication and problem-solving skills through the application of practical wisdom and logical approach.</li> <li>• Recognize adverbs of frequency as words that tell how often an event or activity happens.</li> <li>• Express their feelings or thoughts, share experiences to their dear ones through letter.</li> <li>• To focus on one specific idea.</li> </ul>	<ul style="list-style-type: none"> <li>• Students will be divided in to 2 group each group will do a Role play.</li> <li>• Adverb chain: Teacher will divide the class in two teams. One student from each group will give an adjective and verb to other team. The other team student has to use the adjective as an adverb and construct a sentence.</li> </ul>	
September		<b>Revision +Term Exam</b>		
October	<p><u>Literature-</u> L-8 A family on the roof</p>	<p><b>The students will be able to :</b></p> <ul style="list-style-type: none"> <li>• To be able to observe, perceive and relate to the natural surroundings with sensitivity, kindness and empathy.</li> <li>• To facilitate comprehension of prose.</li> </ul>	<ul style="list-style-type: none"> <li>• Write a paragraph about Animals are our friends.</li> </ul>	20

	<p>L-10 The big baboon</p> <p><u>Grammar-</u> L-12 Punctuation</p> <p>L-13 Sentences</p> <p>L-14 Preposition</p> <p><u>Writing skill</u> : Complete the story</p>	<ul style="list-style-type: none"> <li>• To be able to develop an understanding of animal behaviour and adaptability to the natural surroundings.</li> <li>• To build vocabulary by learning size words through crossword puzzle.</li> <li>• To be able to understand the importance of being well-dressed and how it makes our personality impressive.</li> <li>• To facilitate comprehension of poetry.</li> <li>• To be able to compare creatures as different as baboons and humans for some of their behavioural traits.</li> <li>• Usage of different punctuation marks while writing a sentence.</li> <li>• To follow steps to improve sentence structure.</li> <li>• Identify prepositions of position.</li> </ul>	<ul style="list-style-type: none"> <li>• Rewrite the story with proper punctuation marks.</li> </ul>	
November	<p><u>Literature:</u></p> <p>L-11 Kites</p>	<p><b>The students will be able to :</b></p> <ul style="list-style-type: none"> <li>• To learn about kites, their history, features and uses.</li> <li>• To learn about kites, their</li> </ul>	<ul style="list-style-type: none"> <li>• Discuss about their most memorable journey .</li> </ul>	12

	<p>L-12 Dessert</p> <p><u>Grammar:</u></p> <p>L-15 Conjunction</p> <p><u>Writing skill</u> : Message writing</p>	<p>history, features and uses.</p> <ul style="list-style-type: none"> <li>• To be able to understand the different aspects of a popular sport.</li> <li>• To understand and use different words related to flying; to learn antonyms.</li> <li>• To be able to relate to the narrator's experience described in the poem.</li> <li>• To understand the difficulties and challenges faced by a person under tough and unfavourable circumstances.</li> <li>• to learn rhyming words.</li> <li>• Use Conjunctions to frame sentences.</li> <li>• Write message for someone.</li> </ul>	<ul style="list-style-type: none"> <li>• Prepare a scrap book on the information collected by the students based on few questions given by the teacher.</li> <li>• Conjunction hot potato game: Students pass an object around the classroom and when the music stops the person holding it has to make a sentence using conjunction.</li> </ul>	
	Periodic Test-2			

December	<p><u>Literature-</u> L-13 The wonderful Tea Kettle</p> <p>L-14 The free man(<b>Recite poem</b>)</p> <p><u>Grammar-</u> L-16 Homophones and Homonyms</p> <p>L- 8 Present tense</p>	<p><b>The students will be able to :</b></p> <ul style="list-style-type: none"> <li>• To be able to appreciate the use of mythological elements in literature.</li> <li>• To enhance critical thinking skills.</li> <li>• To develop vocabulary through an understanding of compound words and adverb collocations.</li> <li>• To differentiate between absolute freedom and freedom in practical sense.</li> <li>• Understand and use synonyms and homophones correctly.</li> <li>• Identify and use present tense in sentences.</li> <li>• Understand the simple present tense and to use it correctly.</li> </ul>	<ul style="list-style-type: none"> <li>• A group of students will come forward and perform a skit on the story.</li> <li>• Make homophones wheel</li> </ul>	15
January	<p><u>Literature-</u> L-15 A man's club</p> <p>L-16 A wolf's cub</p>	<p><b>The students will be able to :</b></p> <ul style="list-style-type: none"> <li>• Understand code of conduct that need to be followed in school, home or with friends.</li> <li>• Develop listening skills; to develop storytelling skills.</li> </ul>	<ul style="list-style-type: none"> <li>• Law book: Prepare a law book for society in which two guidelines have to be added.</li> <li>• Make a shutter book: Foldable book is a great way for students to show their understanding of story elements</li> </ul>	15





Diary writing – PT-1

Paragraph writing and Formal Letter – Term -1

Message writing - PT\_2

Complete the Story and Informal letter – Term -2

**PT – 1:** L-1, L-2 Real English

L-1, L-2,L-3 Everyday Grammar book

**Term 1:** L-3, L-4, L-5,L-6,L-7 Real English

L-4, L-5,L-6,L-7,L-11 Everyday Grammar book

**PT – 2:** L-8, L-10 Real English

L-12, L-13,L-14 Everyday Grammar book

**Term 2:** L-11,L-12,L-13,L-15,L-16 Real English

L-8,L-9,L-10,L-15,l-16 Everyday Grammar book



## MIS INTERNATIONAL SCHOOL

Yearly Planner (2023-24)

Grade: V

Subject: Social Science

Month	Course Description	Learning Outcomes	Activities	No. of Periods
April	<p><u>History</u> Chapter 14- Indian Freedom Struggle - the First War of Independence.</p> <p><u>Geography</u> Chapter 1-The Imaginary Lines.</p>	<p><b>The Students will recognize:</b></p> <ul style="list-style-type: none"> <li>The reason and importance of first war of independence in 1857.</li> <li>It was first war against British which was fought together, and only courage could not bring down the British rule proper planning and organizing was needed.</li> <li>To what extent the freedom fighters have contributed towards the freedom movement</li> </ul> <p><b>The Students will understand:</b></p> <ul style="list-style-type: none"> <li>That maps and globe are representation of the Earth's surface and Longitudes and Latitude are used for locating and exploring places.</li> <li>Students will be able to identify lines of latitude/longitude on a map</li> <li>Comprehend and know about different symbols, signs and colors used in a map</li> </ul>	<ul style="list-style-type: none"> <li>Make Flash cards of Heroes of 1857 war.</li> <li>Draw different symbols that are used in a map in your notebook.</li> <li>Find out the difference in the time of any five foreign countries in comparison to India</li> </ul>	8+8
June	<p><u>Geography</u> Chapter-2. Movements of the Earth.</p>	<p><b>The Students will understand:</b></p> <ul style="list-style-type: none"> <li>The reasons for different Seasons.</li> <li>That the earth rotates on its axis and around the sun causing day and night and change in the seasons.</li> <li>Rotation v/s Revolution of the Earth</li> </ul>	<ul style="list-style-type: none"> <li>Make a working model of Eclipse in class (group activity).</li> </ul>	8+6+6

	<u>Geography</u> Chapter 3-Structure of the Earth.	<b>The students will be able to:</b> <ul style="list-style-type: none"> <li>• Explain Earth's internal structure.</li> <li>• Outline Earth's internal layers and also will be able to know some of the evidence leading to their discovery</li> <li>• state the salient properties of Earth's outer layers, its crust, and the underlying mantle</li> </ul>	<ul style="list-style-type: none"> <li>• Collect pictures from newspaper and magazines and make an album on the havocs of earthquakes and volcanoes.</li> </ul>	
July	<u>History</u> Chapter 16- Indian Constitution  <u>Geography</u> Chapter 04-Weather and Climate	<b>The students will be able to:</b> <ul style="list-style-type: none"> <li>• Understand the emergence and evolution of Indian Constitution.</li> <li>• Analyze the three organs of the state in the contemporary scenario.</li> <li>• Understand that government creates and enforces laws and represents the needs of the people.</li> </ul> <b>The Students will understand:</b> <ul style="list-style-type: none"> <li>• The difference between climate and weather.</li> <li>• The factors that determine climate.</li> <li>• Different climatic zones.</li> </ul>	<ul style="list-style-type: none"> <li>• Chart work on Dr. B.R Ambedkar support with relevant pictures and facts.</li> <li>• Make a Table of different Climatic Zones of the world with the countries of these zones and explain the difference between any two.</li> </ul>	6+6
	<b>Revision PT1</b>			

Aug.	<p><u>Geography</u> Chapter 08-Equatorial Forest Region</p> <p><u>Civics</u> Chapter 18- The United Nations</p> <p><u>History</u> Chapter 17- The Great Achievers of India.</p> <p><u>Geography</u> Chapter 05- Natural Resources</p>	<p><b>The students will be able to</b></p> <ul style="list-style-type: none"> <li>Students will be able to describe the climate at and near the equator.</li> <li>Identify some locations in relation to the equator</li> <li>Students will understand the lifestyle occupation of people living in equatorial region.</li> </ul> <p><b>The students will be able to:</b></p> <ul style="list-style-type: none"> <li>learn about the United Nation's Sustainable Development Goals</li> <li>know about the goals recently issued by the U.N. to help end extreme poverty, fight inequality and injustice, and fix climate change</li> </ul> <p><b>The students will be able to:</b></p> <ul style="list-style-type: none"> <li>Know different prominent personalities and their contribution towards the nation.</li> <li>Understand the names of prestigious award of our nation.</li> <li>About the birth, contribution and death of famous person.</li> </ul> <p><b>The students will be able to:</b></p> <ul style="list-style-type: none"> <li>Describe how to use, manage and allocate natural resources in a productive way.</li> <li>To be able to evaluate different environmental measures applied to mineral deposits and exploitation of resources</li> </ul>	<ul style="list-style-type: none"> <li>Mark Equatorial region on the world map</li> <li>Collect information and facts about the UN Headquarters in New York.</li> <li>Ask the Students to Write 5 lines about what they think is UN an important organization.</li> <li>Gather information about any two great achievers.</li> <li>Make a scrapbook on Dr. A PJ Abdul Kalam.</li> <li>Draw a poster creating awareness about the importance of conserving natural resources.</li> </ul>	6+6+5+5
------	---	---	---	---------

Sept.	<u>History</u> Chapter-15 Indian Independence  <b>Revision</b>	<b>The students will be able to:</b> <ul style="list-style-type: none"> <li>Understand the factors that led to India's independence from the British in the last phase of the freedom struggle.</li> <li>Know about different movement and act that was passed during Indian independence period.</li> </ul> <b>Half yearly</b>	<ul style="list-style-type: none"> <li>Make a chart moderates and extremists leaders and write your views.</li> </ul> Do research on Jallianwala Bagh massacre and present in class group in a group	
Oct.	<u>Geography</u> Chapter 9-The Desert Region  <u>Geography</u> Chapter 06-Our Environment  <u>Geography</u> Chapter 07-Environmental Pollution	<b>The students will be able to:</b> <ul style="list-style-type: none"> <li>Identify the major desert regions around the world.</li> <li>Understand the climate, vegetation and life of people in desert region.</li> </ul> <b>The students will be able to:</b> <ul style="list-style-type: none"> <li>Students will be able to: identify and explain threats to the environment</li> <li>Describe simple steps individuals can take to protect the environment</li> <li>Learners will know about the three R's</li> </ul> <b>The Students will understand</b> <ul style="list-style-type: none"> <li>The impact of air, noise and water pollution on people and the environment.</li> <li>The importance and need to keep the environment free of pollution.</li> </ul>	<ul style="list-style-type: none"> <li>Mark the major desert region of the world on the world map.</li> <li>Write a note on Different nomadic herders.</li> <li>(Happy Earth, Sad Earth" Sorting) Make a chart with pictures of object that are biodegradable and good for earth instead of objects used now a days)</li> <li>One of the world's industrial disasters happened in the state of Bhopal. What was it? Collect information</li> <li></li> </ul>	5+5+5
Nov	<u>Civics</u> Chapter 19- Agencies of the UN	<b>The students will be able to:</b> <ul style="list-style-type: none"> <li>learn more about the work of the United Nations</li> </ul>	<ul style="list-style-type: none"> <li>Find out more about the activities of UN agencies like UNICEF/UNESCO and</li> </ul>	5

		<ul style="list-style-type: none"> <li>• Understand the importance of their voice and their role in the world.</li> <li>• explain the purpose of the United Nations</li> <li>• know about the achievements of the UN</li> </ul>	prepare a project report. • Draw any 8 symbols of UN on an A4 size paper and stick it in your notebook.	
Dec.	<u>History</u> Chapter 12- Transport and Communication	<b>The students will be able to:</b> <ul style="list-style-type: none"> <li>• Appreciate the importance of different transport as a mode of travel.</li> <li>• Appreciate the need of transport and communication for development of the community.</li> <li>• understand different modes of communication</li> </ul>	<ul style="list-style-type: none"> <li>• Conduct a Debate on advantages and disadvantages of mobile phone.</li> </ul>	5
Jan.	<u>History</u> Chapter 13- The Great Inventions  <u>Geography</u> Chapter 10-The Temperate Grassland	<b>The students will be able to:</b> <ul style="list-style-type: none"> <li>• Examine how inventions of the past have impacted their own lives and the global community.</li> <li>• Evaluate the usefulness and appeal of various inventions</li> </ul> <b>The students will be able to:</b> <ul style="list-style-type: none"> <li>• That the climate of the temperate grassland influence its vegetation, wildlife and lifestyles of people.</li> <li>• Describe the climate and characteristics of the grasslands.</li> <li>• Describe the different types of grasslands and state where they are located.</li> </ul>	<ul style="list-style-type: none"> <li>• Till date which invention did you like the most and why-write an article about it.</li> <li>• Collect information about temperate grasslands of the world and present it in the class.</li> <li>• Mark the grasslands of the world on a map.</li> </ul>	6+6

Feb.	<u>Geography</u> Chapter 12-The Polar Region	<b>The students will be able to:</b> <ul style="list-style-type: none"> <li>• know about the climate and vegetation of the polar region.</li> <li>• Comprehend the lifestyle of Greenland.</li> </ul> Understand about the Human Settlements of Polar region.	<ul style="list-style-type: none"> <li>• Collect information and pictures Topic Why Polar bear are in danger. Stick in note book.</li> </ul>	7
March	<b>Annual Exam</b>	<b>Annual Exam</b>		



## MIS INTERNATIONAL SCHOOL

Yearly Planner (2023-24)

Grade: V

Subject: English

Month	Course Description	Learning Outcomes	Activities	No. of Periods
April	<b>Literature:</b> 1. Try Try Again (Poem) 2. The Seed ( Role Play)  <b>Grammar:</b> 1. Noun 2.Nouns: number and Gender 3.Pronoun <b>Writing Skills:</b> Diary Writing	Learners will be able to: <ul style="list-style-type: none"> <li>Understand the importance of hope, courage, hard work perseverance and optimism.</li> <li>Inspires to strive for their goals.</li> <li>Identify different types of noun</li> <li>Understand the different rules of singular plural.</li> <li>Understand the diary entry using appropriate format, content and style.</li> </ul>	<ul style="list-style-type: none"> <li>Recitation fun</li> <li>Class discussion</li> <li>Read and enjoy</li> <li>Role Play</li> <li>Conversation</li> <li>Dialogue presentation</li> <li>Grammar game</li> <li>Quiz time</li> </ul>	8+6+6
June	<b>Literature:</b> 3. Henry the Chameleon <b>Grammar:</b> 1. Verbs 2. Adjectives and Comparison	Learners will be able to: <ul style="list-style-type: none"> <li>Identify the types of identify animal characteristics/capabilities</li> <li>describe a chameleon and its traits</li> <li>Identify the verbs adjectives and its usage</li> <li>Identify the different types of adjectives.</li> </ul>	<ul style="list-style-type: none"> <li>Read and comprehend</li> <li>Treasure Hunt</li> <li>Vocabulary building</li> <li>Role Play</li> <li>Listen and speak</li> <li>Let's Play grammar activity</li> <li>How do we compare?</li> </ul>	5+4+2+3 +3+3
July	<b>Literature:</b> 4. Friends (Poem) 5. The Guest <b>Grammar:</b>	Learners will be able to: <ul style="list-style-type: none"> <li>Understand the love and peace that can come from interacting with the earth and</li> </ul>	<ul style="list-style-type: none"> <li>Recitation fun</li> <li>Listen and comprehend</li> <li>Poetic device</li> </ul>	10+6+5



	Present Tense Past tense Future Tense	<p>nature.</p> <ul style="list-style-type: none"> <li>To facilitate comprehension of prose pieces</li> <li>To build active vocabulary; to understand and use similes correctly.</li> <li>To identify the tenses and its usage in day today life.</li> </ul>	<ul style="list-style-type: none"> <li>Reading</li> <li>Vocabulary building</li> <li>Invitation activity</li> <li>Video</li> <li>PPT</li> <li></li> </ul>	
	<b>SEA-I</b>	Role Play on The Seed		
Aug.	<p><b>Literature:</b> 6.. I Have noodles in my Nostrils ( Oral Poem) 7. Into the future 8. Questions (Poem) <b>Grammar:</b> 1.Adverb</p> <p><b>Writing skills:</b> 1. Poster Making</p>	<p>Learners will be able to:</p> <ul style="list-style-type: none"> <li>To inculcate an interest and understanding of different kinds of poetry</li> <li>To inculcate an interest in science fiction.</li> <li>To facilitate comprehension of poetry and understand poetic device alliteration.</li> <li>To identify the adverb from the exercise and its different types.</li> <li>Identify the different sections of a poster and determine what information needs to go in each section.</li> </ul>	<ul style="list-style-type: none"> <li>Recitation fun (Speaking Activity)</li> <li>Game</li> <li>Class Discussion</li> <li>Listening and speaking</li> <li>Vocabulary Building</li> <li>Poetic device</li> <li>Exercise</li> <li>Group discussion</li> <li>Templates of Poster</li> </ul>	8+8+2+2
Sept.	<b>Revision</b>	Revision		
Oct.	<p><b>Literature:</b> 9.A Bottle of dew 10. The Truth (Poem) <b>Grammar:</b> Prepositions Sentences</p>	<p>Learners will be able to:</p> <ul style="list-style-type: none"> <li>To create awareness about superstition that appear in modern garb.</li> <li>Understand the supremacy of truth, determination</li> <li>Identify the position words and its</li> </ul>	<ul style="list-style-type: none"> <li>Speaking activity</li> <li>Reading</li> <li>Group Discussion</li> <li>Story telling</li> <li>Recitation fun</li> <li>Grammar Quiz</li> <li>PPT</li> </ul>	8+6+6

	<b>Writing skills:</b> Paragraph Writing	usage. <ul style="list-style-type: none"> <li>Identify the four types of sentences and its usage in day today life.</li> <li>To write a well structure paragraph effectively, creatively.</li> </ul>	<ul style="list-style-type: none"> <li>Explanation</li> <li>Group discussion</li> </ul>	
Nov.	<b>Literature:</b> 11.The Four Magicians 12.Tiger (Poem) <b>Grammar:</b> Conjunction	Learners will be able to: <ul style="list-style-type: none"> <li>To develop the skills of listening, speaking, reading and writing.</li> <li>To be able to think on global issues like preservation of wildlife.</li> <li>Identify the conjunctions and its usage</li> </ul>	<ul style="list-style-type: none"> <li>Reading</li> <li>Comprehend</li> <li>Vocabulary building</li> <li>Quiz time</li> <li>Recitation</li> <li>Acronyms</li> <li>Grammar game</li> </ul>	6+6+4+4
Dec.	<b>Literature:</b> 11.Bonku Babu 12 The Marrog ( Oral Poem, Multiple assessment) 12. <b>Grammar:</b> <b>Punctuation</b>  <b>Prefix and Suffix</b>  <b>Writing skill:</b> Factual description	Learners will be able to: <ul style="list-style-type: none"> <li>To inculcate an interest in science fiction</li> <li>To develop the skill of storytelling.</li> <li>Identify Prefix and Suffix</li> <li>Understand punctuation marks.</li> <li>Compose a short descriptive piece using language referred by the descriptive toolkit.</li> </ul>	<ul style="list-style-type: none"> <li>Speaking Activity( Multiple Assessment)</li> <li>Recitation Fun</li> <li>Fun with Prefix and Suffix</li> <li>Grammar Game</li> <li>Class Discussion</li> </ul>	8+4+3
	<b>SEA-II</b>	<b>Idioms and Proverbs</b>		
Jan.	<b>Literature:</b> 13. Bonku babu's Friend 14. The Baker's Dozen( Role Play)	Learners will be able to: <ul style="list-style-type: none"> <li>To inculcate an interest in science fiction</li> <li>To develop the skill of storytelling.</li> <li>Learn skills used in real-world situations</li> </ul>	<ul style="list-style-type: none"> <li>Reading</li> <li>Group Discussion</li> <li>Vocabulary Building Game</li> <li>Discussion</li> <li>Role Play</li> </ul>	8+3+2+2

	<b>Grammar:</b> <b>1.. Direct and Indirect speech</b>	<p>(negotiation, debate, teamwork, cooperation, persuasion)</p> <ul style="list-style-type: none"> <li>•</li> <li>• To identify the direct and indirect speech and convert it as per the instruction.</li> </ul>	<ul style="list-style-type: none"> <li>• Grammar Game</li> </ul>	
Feb.	<b>Revision</b>	Revision		
March	<b>Exam</b>			



## MIS INTERNATIONAL SCHOOL

Yearly Planner (2023-24)

Grade: V

Subject: German

Month	Course Description	Learning Outcomes	Activities	No. of Periods
April	1. Begrüßung! ➤ Freundschaftliche und höfliche Begrüßung ➤ Abschied nehmen- freundschaftlich und höflich ➤ Deutsche Namen <b>(PT-1)</b>	<ul style="list-style-type: none"> <li>Students will be able to greet and bid goodbye in German.</li> <li>Students will be able to conjugate the verb "heißen"</li> </ul>	<ul style="list-style-type: none"> <li>Dialogue delivery between the students in German.</li> </ul>	12
June	2. Deutsch und Deutschland! ➤ Herkunft erfragen ➤ Städte von Deutschland benennen <b>(PT-1)</b> ➤ Alphabet	<ul style="list-style-type: none"> <li>Students will be able to speak and recognize the alphabets in German.</li> <li>Students will learn the verbs '<b>lernen</b>', '<b>wohnen</b>', '<b>kommen</b>' and '<b>liegen</b>.'</li> </ul>	<ul style="list-style-type: none"> <li>Reading of dialogues</li> <li>Explanation of countries with their locations</li> </ul>	12
July	3. Erich und Erika ➤ Selbstvorstellung <b>(SEA)</b>	<ul style="list-style-type: none"> <li>The activity of self-introduction will help the students in understanding personal pronouns.</li> <li>Students will learn</li> </ul>	<ul style="list-style-type: none"> <li>By doing act in the class.</li> <li>By worksheet.</li> </ul>	12

		the usage of verb 'sein'.		
August	3. Erich und Erika ➤ eine Person vorstellen ➤ international Wörter	<ul style="list-style-type: none"> <li>Students will be able to learn definite and indefinite articles.</li> </ul>	<ul style="list-style-type: none"> <li>Demonstration of charts.</li> <li>Learning by singing- <b>die Zahlen bis (20).</b></li> </ul>	12
September		Revision HYE SYLLABUS L1 to L3		
October	4. Was hast du? ➤ zahlen- Sachen und Personen. <b>(PT-2)</b>	<ul style="list-style-type: none"> <li>Students will learn the verb 'haben'.</li> <li>Students will learn the Nouns in plural.</li> </ul>	<ul style="list-style-type: none"> <li>Learning through games- <b>die Zahlenspiel.</b></li> </ul>	12
November	5. Meine Familie ➤ Leseverständnis <b>(PT-2)</b>	<ul style="list-style-type: none"> <li>Students will learn Possessive Pronouns.</li> </ul>	<ul style="list-style-type: none"> <li>Role play- Berufe benennen</li> <li>Videos to the topic</li> </ul>	12
December	6. Familienfotos ➤ Sachen und Personen erfragen und benennen. ➤ Fragen bilden <b>(SEA)</b>	<ul style="list-style-type: none"> <li>Students will be able to construct W and Ja-Nein (Yes or no) questions.</li> <li>Students will learn how to make negation questions.</li> </ul>	<ul style="list-style-type: none"> <li>By question answer technique.</li> </ul>	12
January	7. Wie ist das Wetter? - Wortschatzerweiterung - die Monate - die Jahreszeiten – die Feste	<ul style="list-style-type: none"> <li>Students will enhance their vocabulary.</li> <li>They will learn the 'gegenteil' (Antonym).</li> </ul>	<ul style="list-style-type: none"> <li>By usage of worksheets.</li> <li>Role play- I am January. Who are you?</li> </ul>	12
February		Revision ANNUAL SYLLABUS L4 to L7		
March	Exam			



## MIS INTERNATIONAL SCHOOL

Yearly Planner (2023-24)

Grade: 5

Subjects: Marathi

Month	Course Description	Learning Outcomes	Activities	No. of Periods
April	1. भारतमाता (कविता) अंक १ ते ५० उजळणी	विद्यार्थींना भारतीय असण्याचा अभिमान बाळगावा ही शिकवण देणे. अंक १ ते ५० लिखित उजळणी घेणे.	विद्यार्थींना भारताविषयी पाच वाक्य लिहिता आले. राष्ट्र व राष्ट्रध्वज यांच्या जोड्या जुळविणे.	11
	2. गर्वाचे घर खाली	कोणतीही गोष्टीचा गर्व करू नये. गर्वाचे घर खाली असते ही शिकवण देणे.	गर्वाचे घर खाली या शीर्षकाला अनुसरून गोष्ट सांगणे-ससा व कासवाची गोष्ट सांगणे.	
	व्याकरण-काळाचे प्रकार	काळाचे तीन प्रमुख प्रकार समजणे .	काळाच्या तीन प्रमुख प्रकारांची उदाहरणे लिहा.	
	समान अर्थाचे शब्द	शब्दाचे अर्थ समजणे.	जोड्या लावा.	
June	3. चिंटूची करामत	आपण केलेल्या करामती आपल्याच अंगाशी येतात हे शिकवणे आणि गोष्ट वाचण्याची आवड निर्माण करणे	शब्दांचा वाक्यात उपयोग करा.	12

	व्याकरण-नाम व नामाचे प्रकार	नामाचे एकूण ३ प्रकार समजणे १.सामान्य नाम,२.विशेषनाम, ३.भाववाचक नाम.	नामाच्या तीन प्रमुख प्रकारांची चित्र चिटकवा आणि उदाहरणे लिहा. <b>(SEA-1 )</b>	
	4. फुलपाखरू (कविता)	कवितेचा भावार्थ समजावणे. नवीन शब्द समजतात.	रंगीबेरंगी फुलपाखरांचे वर्णन करणे ,फुलपाखरूचे चित्र काढून रंगवा.	
	जोड शब्द	अक्षरे ओळखता येणे, शब्द लिहिता येणे. विद्यार्थीना सूचना चे पालन करण्याची सवय लागते .	सुचणे प्रमाणे अक्षरे ओळखणे व लिहिणे,दैनंदिन जीवनात वापरात येणारे जोडशब्द समजणे.	
	PT1 exams			
July	5. मुल्लाचा कर	जमिनीत व जमिनीच्या वर येणाऱ्या भाज्या व पिकांची माहिती करून घेणे.	विविध भाज्यांचे चित्र दाखविणे,आपल्या अंगी असणाऱ्या गुणांचे वर्णन करणे.	12
	विरुद्ध अर्थाचे शब्द	शब्दाचे अर्थ समजणे.	जोड्या लावा.	
	6. श्रेष्ठ गायक –अरुण दाते  अपठित गद्यांश	श्रेष्ठ गायक अरुण दाते यांच्या जीवन परिचयाची माहिती होणे.  उतारा वाचून प्रश्नांची उत्तरे लिहिणे.	भारतातील प्रसिद्ध गायक – गायिकांच्या नावाची यादी तयार करा,अरुण दाते यांनी गायलेली मराठी भावगीते लिहा.  उतारा वाचून प्रश्नांची उत्तरे लिहिण्याचा सराव	

			होतो.	
	व्याकरण-सर्वनाम	सर्वनामाचे व्याख्या व उदाहरणे समजणे.	उदाहरणातील सर्वनाम ओळखा.	
August	7. हृदयपरिवर्तन	प्राण्यांना ही भावना व मन असतात आणि एकमेकांच्या प्रेमापोटी ते सुद्धा आत्मसमर्पण करायला तयार होतात हे समजणे.	गोष्ट सांगितली.माझा आवडता प्राणी या विषयावर निबंध लिहा.	12
	8. रंग आला कविता	वेगवेगळ्या रंगाची माहिती देवून ते रंग कश्याची प्रतीके आहेत ते सांगणे .	विविध रंगाची मराठीत नावे लिहा.	
	निबंध लेखन	विविध विषयावर आधारित निबंध लेखन कसे करावे हे समजते	आवडत्या विषयावर निबंध लिहा.	
September	Revision + Term I Exams			
October	9. वरदान	क्रोधावर विजय मिळवून द्या -करून हे गुण हृदयात वाढवावे .	पूर्वकालीन शिक्षण पद्धतीवर वर्णन करा. कठीण शब्दांचे अर्थ लिहा .	8
	शब्दसमुहाला एक शब्द	शब्दाचे अर्थ समजणे	अनेक शब्दसमुहाबद्दल एक शब्द वापरणे.	
	10. नाताळ	भारतातील सण व प्रत्येक प्रांतातील परंपरेनुसार नाताळ हा सण कसा साजऱ्या करण्याच्या पद्धती यांची माहिती करून घेणे.	माझा आवडता सण निबंध लिहा.	





	व्याकरण-विशेषण	वाक्यातील विशेषण समजणे.	विशेषण ओळखा.	
November	व्याकरण- वाक्प्रचार, म्हणी	शब्दाचे अर्थ समजणे	जोड्या लावा	10
	11. सुनील गावस्कर	भारतीय क्रिकेटपटू सुनील गावस्कर यांचा जीवन परिचय दिला .	आवडत्या खेळाडूची माहिती १० ओळीत लिहा .	
	चित्रवर्णन	चित्र पाहून चित्रांचे वर्णन करणे.	चित्रवर्णन लिहा.	
December	PT2 exams			
	12. कार्यालय (कविता)	अंतराळातील वेगवेगळ्या ग्रहांची माहिती करून घेणे.	सूर्यमालेतील कोणतेही सहा ग्रह काढा किंवा चिटकवा आणि त्या ग्रहांची नावे लिहा.(SEA-2)	12
	व्याकरण-क्रियापद , विरामचिन्हे	विरामचिन्हांचा वापर कुठे करावा हे समजते. व्याख्या व उदाहरणे समजणे.	उदाहरणांमध्ये विरामचिन्हांचा वापर करा,क्रियापदे ओळखा.	
	13.आज सूर्य कोणीकडे	शरीरातील प्रत्येक अवयवांचे महत्व लक्षात घेवून त्यांची काळजी घेणे किती महत्वाचे आहे हे समजणे.	माझे स्वप्न या विषयावर १० ओळी माहिती लिहा.	
January	14. ओळखा पाहू ? (कविता)	आपला परिसर स्वच्छ ठेवल्याने होणारे फायदे.	कविता ताला सुरात म्हणून घेणे.आपल्या सभोवताली आढळणाऱ्या कोणत्याही ८	12

			कीटकांची नावे लिहा.	
	15. दातांचे आरोग्य	दातांचे आरोग्याची योग्य काळजी न घेतल्यास दात किडतात कश्याप्रकारे ते समजणे.	तुम्ही तुमच्या दातांची काळजी कशी घेता हे १० ओळीत लिहा .	
	पत्रलेखन अपठित गद्यांश	पत्रलेखन कसे करावे ते समजणे. उतारा वाचून प्रश्नांची उत्तरे लिहिणे.	दिलेल्या विषयावर आधारित पत्रलेखन करा. उतारा वाचून प्रश्नांची उत्तरे लिहिण्याचा सराव होतो.	
February	Revision			
March	Annual Exams			



		<p>understand the concept of BODMAS and the order of operations.</p> <ul style="list-style-type: none"> <li>Students will understand the properties of addition and multiplication.</li> <li>Students can solve and frame word problems on all four operations.</li> </ul>		
June	3.Factors and Multiples	<ul style="list-style-type: none"> <li>Students will learn the tests of Divisibility by 2, 3, 4, 5, 6, 8, 9, 10 and 11.</li> <li>Students will learn to find the factors and multiples of the given numbers.</li> <li>Students will understand the concept of HCF and LCM.</li> </ul>		19
<b>Revision</b>				
<b>PT 1 Exam</b>				
July	4.Fractions – Addition and Subtraction	<ul style="list-style-type: none"> <li>Students can understand the concepts of like and unlike fractions, mixed fractions, unit fractions, and equivalent fractions.</li> </ul>	<b>SEA1:</b> To make a flip book of test of Divisibility	

			 <p><b>DIVISIBILITY RULES</b></p> <p>IT'S ALL ABOUT HOW <b>DIVISIBILITY</b> GLASS!</p> <p>THE RULE FOR 2 THE RULE FOR 3 THE RULE FOR 4 THE RULE FOR 5 THE RULE FOR 6 THE RULE FOR 8 THE RULE FOR 9 THE RULE FOR 10</p> <p><b>FLIP BOOK PRACTICE</b></p>	
	5. Fractions – Multiplication and Division	<ul style="list-style-type: none"> <li>Students can state different types of fractions along with examples.</li> <li>Students can add, subtract, multiply and divide any given type of fractions.</li> </ul>	<p><b>AIL: To make a fraction Bird.</b></p>  <p><b>Fraction Bird</b></p>	20
August	6.Decimal Numbers	<ul style="list-style-type: none"> <li>Students can determine the place value of decimal numbers</li> </ul>		20
	7.Decimals – Four Operations	<ul style="list-style-type: none"> <li>Students can write the decimals in</li> </ul>		

		<p>expanded form.</p> <ul style="list-style-type: none"> <li>• Students can convert decimal fractions into decimal numbers and vice-versa.</li> <li>• Students can compare decimals.</li> <li>• Students can solve sums with decimals based on the four operations.</li> <li>• Students can solve decimal word problems of all the four operations.</li> <li>• Students will learn the metric system.</li> </ul>		
September	8. Measurement	<ul style="list-style-type: none"> <li>• Students will learn the metric system.</li> <li>• Students will learn how to express the given units of measurements as decimals.</li> </ul>		
<b>Revision+ First Term Exam</b>				
October	8. Measurement	<ul style="list-style-type: none"> <li>• Students can</li> </ul>		20

		<p>solve the sums on metric measures using the four operations.</p>		
	<p>10.Profit and Loss and Unitary Method</p>	<ul style="list-style-type: none"> <li>• Students will understand the concepts of CP, SP, and Profit and Loss.</li> <li>• Students will learn to find out the loss or profit.</li> <li>• Students will learn to solve problems based on profit and loss.</li> </ul>		
	<p>9. Time Temperature and Money</p>	<ul style="list-style-type: none"> <li>• Students can read time to exact minute.</li> <li>• Students can convert hours into minute and vice versa.</li> <li>• Students can read timetables of bus and railways.</li> <li>• Students can solve sums based on temperature</li> <li>• Students can perform money</li> </ul>	<ul style="list-style-type: none"> <li>• Individual Activity: To collect data of temperature and convert it from one scale to another</li> </ul>	

		<p>conversion and its addition, subtraction and division of money.</p> <ul style="list-style-type: none"> <li>Students can prepare bills for the given data</li> </ul>		
November	9. Time Temperature and Money	<ul style="list-style-type: none"> <li>Students can read time to exact minute.</li> <li>Students can convert hours into minute and vice versa</li> </ul>	<ul style="list-style-type: none"> <li><b>AIP:</b> Draw and color any two symbols of Thangka painting to show the use of different geometrical shapes used in it. Observe and name the different geometrical shapes used in drawing the symbols and also write the count of the geometrical shapes.</li> </ul>	18





			(In above painting shapes like square and circle can be noticed easily.)	
	11.Percentage	<ul style="list-style-type: none"> <li>Students will learn to convert percentages to fractions and vice-versa.</li> <li>Students will understand to convert decimals to percentages and vice-versa.</li> <li>Students will understand to find the percentage of a number or a quantity.</li> </ul>	<ul style="list-style-type: none"> <li>Class Activity: Activity to check the understanding of percentage and equivalent fractions using light colored sheets, a pencil, a ruler and a pair of scissors.</li> </ul>	18
<b>PT-2 Exam</b>				
December	12. Geometry	<ul style="list-style-type: none"> <li>Students will learn about the different types of lines and angles.</li> <li>Students will learn about circle and its parts.</li> <li>Students will be able to measure</li> </ul>		20

		<p>the angle using protractor.</p> <ul style="list-style-type: none"> <li>Students will be able to draw circle of given radius.</li> </ul>		
	13. Perimeter, Area and Volume	<ul style="list-style-type: none"> <li>Students will learn to determine the perimeter and area of simple geometrical shapes.</li> <li>Students will learn to determine the volume of cuboid and cube.</li> </ul>		
January	14. Symmetry, Nets and Patterns	<ul style="list-style-type: none"> <li>Students will understand symmetry in plane and solid shapes.</li> <li>Students will learn about line and plane of symmetry.</li> <li>Students will learn about the rotational symmetry and center of rotation.</li> <li>Students will be</li> </ul>	<ul style="list-style-type: none"> <li>Individual Activity: Make a Symmetry chart for different shapes.</li> <li><b>SEA 2:</b> To write the name using straight lines and find different types angles</li> </ul>	22

		<p>able to identify nets of 3D shapes.</p> <ul style="list-style-type: none"> <li>Students will be able to recognize patterns using a repeating unit.</li> <li>Students will learn about triangular and square numbers.</li> </ul>		
	15. Data Handling	<ul style="list-style-type: none"> <li>Students can collect and organize the data.</li> <li>Students can draw the bar graph.</li> <li>Students learn to draw a pictograph.</li> <li>Students can draw a pie chart with the given data.</li> </ul>	<ul style="list-style-type: none"> <li>Individual Activity: To represent the given data by drawing a bar graph, pictograph and chart.</li> </ul>	
February	Revision			
March	Annual Exam			

**NOTE:** PT1 includes chapters 1, 2

HY includes chapters 3, 4, 5, 6, 7

PT2 includes chapters 8, 9, 10

Annual Exam includes chapters 11, 12, 13, 14 and 15



**MIS INTERNATIONAL SCHOOL**  
**Yearly Planner (2023-24)**

**Grade: 5**

**Subject - ICT**

Month	Course Description	Learning Outcomes	Activities	No. of Periods
April	1. Evolution Of Computers	<p>Students will learn about</p> <ul style="list-style-type: none"> <li>• Early Counting Tools + Charles Babbage's Analytical Engine</li> <li>• Abacus – First Calculating Device + Lady Ada Lovelace's Programs</li> <li>• Pascaline Adding Machine + Herman Hollerith's Tabulating Machine</li> <li>• Leibniz Step Reckoner + Computer Generations</li> </ul>	<ul style="list-style-type: none"> <li>• Ask the students to open paint and draw Abacus in it.</li> <li>• Ask the students to create a word file on 'Evolution of Computers'.</li> </ul>	6
June	2. Advanced Features of Word 2016	<ul style="list-style-type: none"> <li>• Students will able to check spelling and grammar.</li> <li>• Students will able to use Find and Replace Text.</li> <li>• Students will able to understand Column formatting, Page Formatting, Paragraph Formatting, Thesaurus and mail merge.</li> </ul>	<ul style="list-style-type: none"> <li>• Ask the students to create a word document for checking spelling and grammar mistakes.</li> </ul>	6
July	3. Formatting a Presentation	<ul style="list-style-type: none"> <li>• Students will able to make presentation with help of Microsoft PowerPoint 2016.</li> </ul>	<ul style="list-style-type: none"> <li>• Ask the students to prepare a PowerPoint presentation on the 'Life</li> </ul>	7

		<ul style="list-style-type: none"> <li>Students understand various components of MS PowerPoint Window.</li> <li>Students are insert pictures and videos in a presentation.</li> </ul>	Cycle of butterfly' topic.	
August	6. Internet and E-mail	<ul style="list-style-type: none"> <li>Students identify ways to connect to the internet</li> <li>Students explore various services provided by the internet</li> <li>Students create and use an email account</li> <li>Students follow email etiquettes.</li> <li>Students understand how to be safe on the internet by following these rules.</li> </ul>	<ul style="list-style-type: none"> <li>Ask the students to create an e-mail account. Tell them to design a birthday invitation card in Adobe Photoshop and send this card as an attachment to ten friends and/or relatives</li> </ul>	
September		<b>Revision + Term I Exams</b>		
October	4. Introduction to Excel 2016	<ul style="list-style-type: none"> <li>Students understand the use of Microsoft Excel 2016.</li> <li>Students calculate sum and average in Microsoft Excel 2016.</li> </ul>	<ul style="list-style-type: none"> <li>Ask the students to design their class time-table in Excel 2016.</li> </ul>	5
November	5. Editing Cell Contents in Excel 2016	<ul style="list-style-type: none"> <li>Students are able to enter data in Microsoft Excel 2016.</li> <li>Students are able to change cell contents.</li> <li>Students are able to use the AutoFill feature.</li> <li>Students are able to move, edit and delete contents.</li> </ul>	<ul style="list-style-type: none"> <li>Ask the students to prepare a table for their family members.</li> </ul>	6
December	7. Data Processing	<p>Students will learn about</p> <ul style="list-style-type: none"> <li>Data and Information + Sorting Data</li> <li>Representing Information + Decoding.</li> </ul>	<ul style="list-style-type: none"> <li>Ask the students to practice to find out more types of picture puzzles.</li> </ul>	5
		<b>PT-2 Exams</b>		

December	8. Conditional Blocks in Scratch	<ul style="list-style-type: none"> <li>• Students are able to make basic games in scratch 3.0.</li> <li>• Students create duplicate sprite and use multiple sprite in scratch.</li> </ul>	<ul style="list-style-type: none"> <li>• Ask the students to develop the story of Rabbit and Tortoise in Scratch.</li> </ul>	5
January	9. Concept of Smart Living	Students will learn about <ul style="list-style-type: none"> <li>• Smart Homes</li> <li>• Devices used in smart home</li> </ul>	<ul style="list-style-type: none"> <li>• Ask the students to search more smart devices in Google and make a list of them.</li> </ul>	4
February		Revision		
March		Annual Exam		



**MIS INTERNATIONAL SCHOOL**  
**Yearly Planner (2023-24)**

**Grade: V**

**Subject: Science**

Month	Course Description	Learning Outcomes	Activities	No. of Periods
April	1. Ls -1 Growing Plants (PT1)	<ul style="list-style-type: none"> <li>Students should come to know about germination, dispersal and the role of various agents in dispersal.</li> <li>They should become aware of the concept of reproduction in plants from parts other than seeds. They should learn about crops and agriculture.</li> </ul>	<ul style="list-style-type: none"> <li>Ask students to plant a seed of a fruit and observe the time taken by the seed to germinate.</li> </ul>	7
	2. Ls -2 The world of animals (PT1)	<ul style="list-style-type: none"> <li>Students should come to know about the various habitats of animals. They should also learn about feeding habits, types of body covering and breathing organs of animals.</li> <li>They should understand the variety of movement shown by animals and why some animals migrate.</li> </ul>	<ul style="list-style-type: none"> <li>Teacher can demonstrate how a new plant arises from an eye of a potato tuber.</li> </ul>	7
June	3. Food and health (PT1) 4. The skeletal system and the circulatory system	<ul style="list-style-type: none"> <li>Students should understand the concept of health, the importance of food and different categories of nutrients. Students should appreciate the benefits of regular exercising. They should come to know about hygiene and the ways to maintain it and the importance of rest. Also, they should learn about diseases and their</li> </ul>	<ul style="list-style-type: none"> <li>Ask students to work in pairs and paste pictures of the skeletal system and its parts and the human heart in a project file.</li> </ul>	7 8

		<p>types.</p> <ul style="list-style-type: none"> <li>Students should come to know about tissues, organs and organ systems. They should understand the skeletal system, its parts and functions. They should also understand the circulatory system, its parts and functions. Students should learn how circulation of blood takes place in human beings. Also, they should become aware of heartbeat and stethoscope.</li> </ul>		
July	<p>5. The nervous system <b>(SEA)</b></p> <p>6. Rocks and minerals</p>	<ul style="list-style-type: none"> <li>Students should come to know about the nervous system, its parts and their functions. They should also become aware of the actions performed by the body. Also, they should learn about the sense organs and their functions.</li> <li>Students should come to know about rocks, their types and uses. They should also learn about minerals, their types and uses.</li> </ul>	<ul style="list-style-type: none"> <li>Ask students to choose one disorder of any sense organ and prepare a report on it.</li> <li>Collect pictures of various uses of minerals and paste them in the notebook.</li> </ul>	<p>7</p> <p>7</p>
August	7. States of Matter	<ul style="list-style-type: none"> <li>Students should understand the concept of matter. They should also become aware of the states of matter and the arrangement of molecules in each state. They should come to know about solubility of different substances in water. Students should learn about change of state of matter and its types.</li> </ul>	<ul style="list-style-type: none"> <li>Conduct a quiz based on the concepts given in the chapter.</li> </ul>	7
September	<p>Revision</p> <p>HY SYLLABUS</p> <p>L3 TO L7</p>			



October	8. Air and Water <b>(PT2)</b>	<ul style="list-style-type: none"> <li>Students should come to know about air and atmosphere. They should understand the components and properties of air. Students should learn about water and the impurities found in it. They should become aware of the ways in which soluble and insoluble impurities can be separated from water.</li> </ul>	<ul style="list-style-type: none"> <li>Ask students to prepare an oral presentation on any one technique of purification of water.</li> </ul>	7
	9. Force, work and energy <b>(PT2)</b>	<ul style="list-style-type: none"> <li>Students should come to know about force, types of forces and work. Also, they should learn about energy, types of energy and their uses.</li> </ul>	<ul style="list-style-type: none"> <li>Divide the class in groups and ask them to show examples of different types of forces.</li> </ul>	8
November	10.Simple machines <b>(PT2)</b>	<ul style="list-style-type: none"> <li>Students should come to know about machines and the different types of simple machines.</li> </ul>	<ul style="list-style-type: none"> <li>Prepare a project on any five simple machines. Write a paragraph on each of them and paste corresponding pictures.</li> </ul>	7
	11. The Moon	<ul style="list-style-type: none"> <li>Students should understand the moon, surface of the moon, atmospheric conditions on the moon and phases of the moon. They should also come to know about eclipse and its two types.</li> </ul>	<ul style="list-style-type: none"> <li>Make a model on any one of the eclipses.</li> <li>Prepare a report on artificial satellites launched by India.</li> </ul>	4
December	11 The Moon (Cont.)	<ul style="list-style-type: none"> <li>Students should learn about the expedition to the moon. They should understand the concept of artificial satellite, its types and uses.</li> </ul>	<ul style="list-style-type: none"> <li>Ask students to make a project on the Indian Ocean earthquake and tsunami of 2004.</li> </ul>	3
	12. Natural disasters	<ul style="list-style-type: none"> <li>Students should learn about the natural disasters. They should also gather knowledge about earthquake, volcanic eruption and tsunami and their respective effects.</li> </ul>	<ul style="list-style-type: none"> <li>Ask students to write a report on the Nepal earthquake of 2015.</li> </ul>	7
January	13. Our environment <b>(SEA)</b>	<ul style="list-style-type: none"> <li>Students should come to know about the environment, its components and the</li> </ul>	<ul style="list-style-type: none"> <li>Ask students to make posters on "Save the Environment".</li> </ul>	7

	14. Light and Shadow	<p>relationship between its components. They should also become aware of the relationship between human beings and the environment. Students should understand the impact of pollution on human health. They should learn the ways in which the environment can be conserved.</p> <ul style="list-style-type: none"> <li>Students should learn about light and transparent, translucent and opaque materials and about shadow.</li> </ul>	<ul style="list-style-type: none"> <li>Ask students to draw shadows of some toy by placing them against a source of light.</li> </ul>	7
February	Revision <b>L9 to L14</b>			
March	Annual Exam			



**MIS INTERNATIONAL SCHOOL**  
**Yearly Planner (2023-24)**

**Grade: 5**

**Subject – Hindi**

Month	Course Description	Learning Outcomes	Activities	No. of Periods
April	<b>पाठ १:</b> उठो धरा के अमर सपूतों <b>व्याकरण:</b> धनियाँ, वर्ण एवं वर्तनी	<ul style="list-style-type: none"> <li>देशभक्ति की भावना जागृत करना</li> <li>साक्षरता का महत्व समझना</li> <li>दृढ़निश्चय-, परिश्रम, साहस आदि गुणों का विकास करना</li> <li>वर्णों को तथा वर्तनी के महत्वपूर्ण बिंदुओं को जानना</li> <li>अनुस्वार – अनुनासिक का प्रयोग जनना</li> </ul>	<ul style="list-style-type: none"> <li>कविता-गायन</li> <li>वीर सेनानियों चित्रों को पहचानकर नाम बताना।</li> <li>वीर सेनानियों द्वारा दिए गए नारे बताना</li> <li>‘मेरा प्रिय देश’ पर पाँच वाक्य बताना</li> </ul>	17
	<b>पाठ २:</b> गोदावरी नदी <b>व्याकरण:</b> संज्ञा, वचन चित्र वर्णन	<ul style="list-style-type: none"> <li>पानी के महत्व को जानना</li> <li>प्रकृति प्रेम जागृत करना</li> <li>दूरदर्शिता का विकास करना</li> <li>संज्ञा और उसके भेद सीखना</li> </ul>	<ul style="list-style-type: none"> <li>पर्यायवाची शब्दों का प्रयोग करना ।</li> <li>पोस्टर बनाना</li> <li>नारे तैयार करना</li> <li>व्यक्तिवाचक, जातिवाचक और भाववाचक संज्ञा शब्दों का वर्गीकरण करना</li> </ul>	

June	<p><b>पाठ ३:</b> संभव की भूल</p> <p><b>व्याकरण:</b> विलोम शब्द</p>	<ul style="list-style-type: none"> <li>उपभोक्ता के अधिकारों के प्रति जागरूकता फैलाना</li> <li>खुले खाने के प्रति सचेत करना</li> <li>ईमानदारी जैसे गुणों से परिचय कराना।</li> <li>नकली दवाइयों के प्रति सावधान करना ।</li> <li>विलोम शब्दों को जानना ।</li> </ul>	<ul style="list-style-type: none"> <li>कोलाज बनाना</li> <li>तालिका बनाना</li> <li>विलोम शब्दों का प्रयोग करना ।</li> </ul>	18
	<p><b>पाठ ४:</b> मूल्यवान समय (कविता)</p> <p><b>व्याकरण:</b> लिंग</p>	<ul style="list-style-type: none"> <li>कविता को लिखने का उद्देश्य जानना</li> <li>समय का महत्व जानना ।</li> <li>अनुशासन और परिश्रम का महत्व जानना ।</li> <li>लिंग पहचानना ।</li> </ul>	<ul style="list-style-type: none"> <li>बापू जी के बारे में बताना ।</li> <li>समय का महत्व बताने के लिए दो स्लोगन लिखिए ।</li> <li>‘समय का महत्व’ विषय पर पाँच वाक्य बताना ।</li> <li>लिंग परिवर्तन करके लिखना</li> </ul>	
July	<p><b>पाठ ५:</b> पक्षियों का अस्पताल</p> <p><b>व्याकरण:</b> व्याकरण: अनेक शब्दों के लिए एक शब्द</p>	<ul style="list-style-type: none"> <li>पक्षी प्रेम की भावना जागृत करना</li> <li>संवेदना, करुणा और निस्वार्थ भाव जैसे गुणों का विकास करना ।</li> <li>सेवा का भाव रखना</li> </ul>	<ul style="list-style-type: none"> <li>राष्ट्रीय और पक्षी विहार के नाम जानना</li> <li>राष्ट्रीय पक्षियों के नाम लिखकर कोलाज बनाना।</li> <li>चित्र देखकर कहानी सुनाना</li> </ul>	21
			<ul style="list-style-type: none"> <li><b>SEA 1 – कक्षा में छात्रों का समूह बनाकर पानी की समस्या या बचत से संबंधित पोस्टर और नारे तैयार कीजिए ।</b></li> </ul>	
	<p><b>पाठ ६:</b> सलीम का आत्मविश्वास</p> <p><b>व्याकरण:</b> सर्वनाम</p>	<ul style="list-style-type: none"> <li>आत्मविश्वास, धैर्य और परोपकार जैसे गुणों का समावेश करना ।</li> <li>आशावादी दृष्टिकोण रखना।</li> </ul>	<ul style="list-style-type: none"> <li>चित्र देखकर उसका वर्णन करना</li> <li>एलबम तैयार करना</li> <li>सर्वनाम शब्दों का वाक्य में प्रयोग</li> </ul>	

		<ul style="list-style-type: none"> <li>आत्मसम्मान की भावना का विकास करना</li> </ul>		
August	<b>पाठ ७:</b> मदन मोहन मालवीय <b>लेखन:</b> अनुच्छेद लेखन	<ul style="list-style-type: none"> <li>विशिष्ट व्यक्तित्व का परिचय देना</li> <li>सरलता, दयालुता जैसे गुणों को अपनाना</li> <li>शिक्षा का महत्व बताना</li> <li>परिश्रम, सहृदयता, देशप्रेम जैसे - मूल्यों का विकास करना</li> </ul>	<ul style="list-style-type: none"> <li>समाजसुधारकों के नाम ढूँढ़कर लिखना</li> <li>वर्ग पहेली</li> <li>मॉडल बनाना</li> <li>अनुच्छेद लिखना</li> </ul>	22
	<b>पाठ ८:</b> वृक्ष पर्यायवाची शब्द	<ul style="list-style-type: none"> <li>पर्यावरण के प्रति जागरूक करना</li> <li>वृक्षारोपण पर बल देना ।</li> <li>बीज से वृक्ष बनने की प्रक्रिया का परिचय देना ।</li> <li>वृक्षों की उपयोगिता से अवगत कराना ।</li> <li>पर्यायवाची शब्दों को जानना</li> </ul>	<ul style="list-style-type: none"> <li><b>SEA-2 : पौधे बनने की प्रक्रिया का चित्र बनाना</b></li> <li>कोलाज बनाना</li> <li>वृक्षों की उपयोगिता पर अनुच्छेद लिखना</li> </ul>	
September	<b>पाठ ९:</b> अनन्या की डायरी <b>व्याकरण :</b> विशेषण	<ul style="list-style-type: none"> <li>डायरी लेखन विधा से परिचित कराना-</li> <li>शिक्षा का महत्व समझाना</li> <li>दूसरों की सहायता करना</li> <li>उदारता, समर्पण जैसे मूल्यों का विकास करना</li> <li>विशेषण और विशेष्य शब्द जानना</li> </ul>	<ul style="list-style-type: none"> <li>अनुभव सुनाना</li> <li>साक्षात्कार लेना</li> <li>तालिका पूरी करना</li> <li>विशेषण शब्दों से वाक्य बनाना</li> </ul>	18
October	<b>पाठ १० :</b> सीढ़ीदार खेत <b>व्याकरण:</b> क्रिया & काल	<ul style="list-style-type: none"> <li>सीढ़ीदार खेतों का परिचय देना</li> <li>पर्वतीय स्थल की प्राकृतिक सुंदरता के बारे में बताना</li> <li>पर्यटन को बढ़ावा देना</li> <li>चाय के लिए प्रसिद्ध भारतीय प्रांत दार्जिलिंग के बारे में बताना</li> <li>क्रिया शब्द पहचानना</li> <li>क्रिया और उसके भेद जानना</li> <li>काल पहचानना</li> </ul>	<ul style="list-style-type: none"> <li>सामान की सूची बनाना</li> <li>परियोजना तैयार करना</li> <li>संवाद लिखना</li> <li>मॉडल बनाना</li> </ul>	21

	<b>पाठ ११ : नभ के पिंड</b> (कविता) <b>व्याकरण:</b> मुहावरे	<ul style="list-style-type: none"> <li>• सौरमंडलीय ग्रहों का परिचय देना</li> <li>• वैज्ञानिक दृष्टिकोण का विकास करना</li> <li>• प्रकृति से प्रेम करने का भाव उत्पन्न करना</li> <li>• ग्रहों और तारों में अंतर समझाना</li> </ul>	<ul style="list-style-type: none"> <li>• कविता गायन तथा लेखन करना</li> <li>• सौरमंडल के ग्रहों के चित्र बनाना</li> <li>• जलचक्र का चित्र बनाना</li> <li>• सूर्य और चंद्र ग्रहन में अंतर बताना</li> <li>• मुहावरों का वाक्य में प्रयोग करना</li> </ul>	
November	<b>पाठ १२ पर्यावरण प्रदूषण</b> <b>व्याकरण:</b> अविकारी शब्द	<ul style="list-style-type: none"> <li>• पर्यावरण के प्रति जागरूकता उत्पन्न करना</li> <li>• प्रदूषण के प्रति सचेत करना</li> <li>• पेड़ों का महत्त्व जानना</li> <li>• प्रदूषण के कारण जानना</li> </ul>	<ul style="list-style-type: none"> <li>• संवाद लिखना</li> <li>• चित्र वर्णन करना-</li> <li>• महत्वपूर्ण दिवस की तालिका पूर्ण करना</li> </ul>	16
December	<b>पाठ १३: कागज की गाथा</b> <b>व्याकरण:</b> विराम चिह्न	<ul style="list-style-type: none"> <li>• सामान्य ज्ञान को बढ़ावा देना</li> <li>• पर्यावरण के प्रति जागरूकता फैलाना।</li> <li>• कला और शिल्प का ज्ञान कराना</li> <li>• पुनर्निर्माण पर बल देना</li> <li>• नाट्यशैली से परिचित कराना।</li> </ul>	<ul style="list-style-type: none"> <li>• सीख देनेवाले दोहों को संकलित कर कक्षा सुनाना तथा अंत्याक्षरी खेलना।</li> <li>• नए शब्दों के अर्थ जानकर वाक्य में प्रयोग करना</li> <li>• विरामचिह्नों का वाक्य में प्रयोग करना</li> </ul>	17
January	<b>पाठ १४: मैं सबसे छोटी होऊँ</b> <b>लेखन:</b> पत्रलेखन	<ul style="list-style-type: none"> <li>• मातृ प्रेम का महत्व समझना</li> <li>• माँ और बच्चे के अनुपम संबंध का परिचय कराना</li> <li>• माँ का सम्मान करने की सीख देना</li> <li>• कल्पनाशक्ति का विकास करना</li> <li>• बाल मन की कल्पनाएँ जानना</li> </ul>	<ul style="list-style-type: none"> <li>• बचपन की तस्वीरों से कोलाज बनाना</li> <li>• कार्ड बनाना</li> <li>• वर्ग पहेली</li> </ul>	21
	<b>पाठ १५: आचार्य सुश्रुत</b> <b>लेखन:</b> संवाद लेखन	<ul style="list-style-type: none"> <li>• चिकित्सा विज्ञान की जानकारी देना</li> <li>• वैज्ञानिक दृष्टिकोण</li> <li>• समस्या समाधान</li> <li>• शोधपरक सोच का विकास करना</li> </ul>	<ul style="list-style-type: none"> <li>• महान व्यक्तित्व के बारे में इंटरनेट से जानना</li> <li>• चित्र की पहचान करके नाम लिखना</li> </ul>	
February		<b>Revision</b>		
March		<b>Annual Exam</b>		



# MIS INTERNATIONAL SCHOOL

## Yearly Planner 2023 - 2024

Grade: 3 - 5

Subject: Physical Education

Month	Class / Subject	Topic / Course	Activity	Outcome of the Activity
April	3 - 5 Physical Education	Fitness and Warm-Up Routines	Discuss the purpose of warming up. Teach dynamic stretches and basic fitness exercises like jumping jacks and jogging in place.	Understanding the importance of warm-up exercises and basic fitness concepts.
May		<b>Summer</b>	<b>Break</b>	
June	3 - 5 Physical Education	Basketball Ball Games - Passing and Catching	Focus on improving passing accuracy and catching techniques in games like soccer and basketball.	Developing hand-eye coordination and teamwork in ball games.
July	3 - 5 Physical Education	Ball Skills and Hand-Eye Coordination	Practice passing and catching in small groups. Introduce dribbling techniques for sports like soccer and basketball.	Developing hand-eye coordination and ball control.
August	3 - 5 Physical Education	Chess Knight movement, castling.	Explain the L-shaped movement of knights. Introduce castling and its benefits.	Understanding the unique movement of knights and special rules.

September	3 - 5 Physical Education	Flexibility and Yoga	Introduce yoga poses that promote flexibility and relaxation. Teach stretching techniques for different muscle groups.	Developing flexibility through yoga and stretching.
October	3 - 5 Physical Education	Balance and Coordination Activities	Engage in activities that challenge balance and coordination, such as obstacle courses and balancing games.	Developing balance and coordination through various exercises.
		<b>Deepawali</b>	<b>Vacation</b>	
November	3 - 5 Physical Education	Cooperative Games and Team Building	Engage in cooperative games like "Three-Legged Race" and "Tug-of-War" that require teamwork and communication.	Enhancing teamwork and cooperation through physical activities.
December	3 - 5 Physical Education	Dodgeball Dodging and Agility	Teach students how to dodge incoming balls by moving quickly and using sudden changes in direction.	Developing dodging skills and agility.
		<b>Christmas</b>	<b>Vacation</b>	
January	3 - 5 Physical Education	Volleyball BasicsVolleyball rules, basic techniques.	Teach fundamental volleyball skills such as serving, setting, and bumping. Introduce basic rules of the game.	Learning the basics of team sports like volleyball.
February	3 - 5 Physical Education	Football Passing and Receiving	Demonstrate proper passing techniques (inside of the foot) and teach receiving using the feet.	Understanding basic passing techniques and receiving the ball.
March		<b>Exams &amp; Grades</b>	<b>Final exams for</b>	<b>II Grade I -II</b>